




 (<https://www.facebook.com/GopherStateEvents>)

 (<http://www.youtube.com/channel/UCs09DthS7jEZY5srWZEDJQw>)

 (<http://plus.google.com/100097568010679842973?prsrc=3>)

 (<http://www.linkedin.com/pub/bob-schneider/8/96a/876>) Follow @gsetiming

612-720-8427 (tel:+1-612-720-8427)

Gopher State Events Chip Timing (RFID Timing)

Race Timing for Road Race, Multi Sport, Fat Tire, Mountain Bike, CC, Nordic Ski, Snow Shoe, & Specialty Races

Chip Timing Company for the Upper Midwest including Minnesota, Wisconsin, Iowa, North Dakota, and South Dakota



*The cutting edge in
race timing services!*

601 Carlson Pkwy Suite 1050 Minnetonka, MN 55305

www.gopherstateevents.com

(<http://www.gopherstateevents.com>)



Circle the Lake Half Marathon, 10K, and 5K

Millersburg, MN

September 24, 2016

(http://www.gopherstateevents.com/featured_events/featured_clicks.asp?featured_events_id=11&click_page=/results/cc_rslts/cc_rslts.asp)



We are in the darkroom working on our finish line pix. Come back soon to see yourself finish.

GSE Cross-Country Results

Select Meet: View This Meet

Results for Rum River Invitational on 9/15/2016

PRELIMINARY RESULTS...UNOFFICIAL...SUBJECT TO CHANGE. Please report any issues to bob.schneider@gopherstateevents.com.

Select Race: Get Results

Total Finishers: 965 Race Finishers: 110 Distance: 5000 meters

Site/Location: Anoka High School

Results By Team Finish Order By Grade Print These Cumulative Time

Comprehensive (comp_rslts.asp?meet_id=337)

Dwnld Overall (dwnld_overall.asp?meet_id=337&race_id=1376)

Dual Meet (dual_rsllts.asp?meet_id=337&race_id=1376)

Select Results To View:

Team Results: Top 5 Per Team

Show Individual Team Members (cc_rsllts.asp?sport=Cross-Country&meet_id=337&race_id=1376&rsllts_page=overall_rsllts.asp&show_indiv=y)

PI	Team	Score	R1	R2	R3	R4	R5	R6	R7
1	St Paul Highland Park	99	4	17	18	23	37	42	50
2	STMA	111	2	8	24	31	46	49	52
3	Robbinsdale Armstrong	116	5	13	14	39	45	69	--
4	Anoka	118	6	10	12	43	47	59	--
5	Irondale	125	3	11	19	28	64	86	95
6	Mounds View	139	1	20	30	40	48	51	63
7	St Louis Park	179	22	29	34	41	53	57	61
8	Champlin Park	193	25	26	32	38	72	74	--
9	Osseo	271	36	44	56	62	73	75	82
10	Benilde-St Margaret	279	27	33	58	71	90	93	--
11	Park Center	283	16	35	60	76	96	101	--
12	Cretin Derham-Hall	309	7	68	70	79	85	88	94
13	Minneapolis South	309	9	54	55	92	99	100	--
14	Spring Lake Park	326	21	65	66	77	97	103	104
15	St Paul Como Park	367	15	80	81	89	102	--	--
16	Park-Cottage Grove	399	67	78	83	84	87	91	98

Individual Results

Bib To Find:

PI	Tm	Bib-Name	Team	Gr	M/F	Time	Per Mi	Per Km
1	1	4326 - Dahl, Morgan	Mounds View	9	F	19:16.76	6:12.32	3:51.35
2	2	4998 - davis, annalise	STMA	10	F	19:31.76	6:17.15	3:54.35
3	3	4286 - VanLoon, Elizabeth	Irondale	7	F	19:46.17	6:21.79	3:57.23
4	4	4944 - Moening, Molly	St Paul Highland Park	7	F	19:51.64	6:23.55	3:58.32
5	5	4692 - Petersen, Ellee	Robbinsdale Armstrong	12	F	19:52.94	6:23.97	3:58.58
6	6	3972 - Brezinka, Isabelle	Anoka	12	F	20:00.73	6:26.47	4:00.14
7	7	4204 - Gutzmann, Althea	Cretin Derham-Hall	12	F	20:06.26	6:28.25	4:01.25
8	8	5024 - salas, mia	STMA	10	F	20:07.50	6:28.65	4:01.50
9	9	4295 - Mulhern, Anna	Minneapolis South	11	F	20:07.80	6:28.75	4:01.56
10	10	3971 - Becker, Alli	Anoka	10	F	20:08.10	6:28.84	4:01.61
11	11	4259 - Axberg, Liz	Irondale	12	F	20:14.67	6:30.96	4:02.93
12	12	3984 - Krone, Taylor	Anoka	11	F	20:14.69	6:30.97	4:02.93
13	13	4669 - Anderson, Lucy	Robbinsdale Armstrong	10	F	20:22.80	6:33.58	4:04.56
14	14	4694 - Rudd, Leah	Robbinsdale Armstrong	10	F	20:23.46	6:33.79	4:04.69
15	15	4865 - Uwajenza, Florance	St Paul Como Park	12	F	20:26.94	6:34.91	4:05.38
16	16	4575 - Mattson, Elizabeth	Park Center	10	F	20:30.60	6:36.09	4:06.11
17	17	4947 - Schmidt,	St Paul	8	F	20:31.80	6:36.47	4:06.36

		Anna	Highland Park					
18	18	4942 - Moening, Erin	St Paul Highland Park	12	F	20:42.69	6:39.98	4:08.53
19	19	4276 - Meyer, Michelle	Irondale	12	F	20:44.51	6:40.56	4:08.90
20	---	4759 - Zieska, Alice	Robbinsdale Cooper	11	F	20:48.39	6:41.81	4:09.67
21	20	4365 - Strike, Maya	Mounds View	9	F	20:53.55	6:43.47	4:10.71
22	21	4770 - VanDenTop, Autumn	Spring Lake Park	8	F	20:55.30	6:44.04	4:11.05
23	22	4846 - Myers, Kaia	St Louis Park	9	F	20:56.32	6:44.37	4:11.26
24	23	4925 - Alden, Celeste	St Paul Highland Park	8	F	20:58.16	6:44.96	4:11.63
25	24	5004 - Hamilton, Erin	STMA	8	F	21:04.87	6:47.12	4:12.97
26	26	4196 - Wachowiak, Jena	Champlin Park	12	F	21:06.30	6:47.58	4:13.26
27	25	4183 - Lindell, Emily	Champlin Park	9	F	21:06.30	6:47.58	4:13.26
28	27	4057 - McDonnell, Lauren	Benilde-St Margaret	12	F	21:09.96	6:48.76	4:13.99
29	28	4263 - Doku, Maria	Irondale	12	F	21:10.98	6:49.08	4:14.19
30	29	4845 - Mosby, Josie	St Louis Park	7	F	21:11.30	6:49.19	4:14.25
31	30	4333 - Hottinger, AnnaGrace	Mounds View	8	F	21:20.30	6:52.08	4:16.06
32	31	5010 - Kucera, Megan	STMA	12	F	21:22.60	6:52.82	4:16.51
33	32	4184 - Lindell,	Champlin Park	11	F	21:23.21	6:53.02	4:16.64

Sarina

34	33	4044 - Elsenbast, Claudia	Benilde-St Margaret	12	F	21:23.21	6:53.02	4:16.64
35	34	4850 - Prestholdt, Carissa	St Louis Park	9	F	21:24.23	6:53.35	4:16.84
36	35	4576 - Mummah, Rachel	Park Center	10	F	21:25.42	6:53.73	4:17.08
37	36	4506 - Strootman, Maren	Osseo	12	F	21:29.73	6:55.12	4:17.94
38	37	4946 - Pearson, Elizabeth	St Paul Highland Park	12	F	21:31.35	6:55.64	4:18.26
39	38	4176 - Glebova, Diana	Champlin Park	12	F	21:34.23	6:56.57	4:18.84
40	39	4690 - Neuville, Carlene	Robbinsdale Armstrong	9	F	21:41.80	6:59.00	4:20.36
41	40	4351 - Miller, Talia	Mounds View	12	F	21:49.30	7:01.42	4:21.86
42	41	4853 - Reuter, Steph	St Louis Park	12	F	21:50.96	7:01.95	4:22.19
43	42	4943 - Moening, Maeve	St Paul Highland Park	8	F	21:51.57	7:02.15	4:22.31
44	43	3981 - Johnson, Lydia	Anoka	11	F	21:51.67	7:02.18	4:22.33
45	44	4495 - Houfek, Alliana	Osseo	12	F	21:51.76	7:02.21	4:22.35
46	45	4688 - McAlister, Maggie	Robbinsdale Armstrong	8	F	21:52.57	7:02.47	4:22.51
47	---	5068 - Mattox, Katie	Totino Grace	10	F	21:54.82	7:03.19	4:22.96
48	46	5014 - Nyhus, Belle	STMA	12	F	21:58.28	7:04.31	4:23.65
49	47	3976 - Fischer, Brianna	Anoka	12	F	22:00.30	7:04.96	4:24.06
50	48	4357 - Phillips, Clara	Mounds View	11	F	22:02.82	7:05.77	4:24.56

51	49	5013 - Manderfeld, Gretchen	STMA	10	F	22:05.42	7:06.61	4:25.08
52	50	4932 - Harding, Caroline	St Paul Highland Park	9	F	22:15.55	7:09.87	4:27.11
53	51	4349 - Miller, Danielle	Mounds View	9	F	22:21.64	7:11.83	4:28.32
54	52	5021 - Peterson, Naomi	STMA	11	F	22:22.66	7:12.16	4:28.53
55	53	4835 - Fredrickson, Katie	St Louis Park	11	F	22:26.80	7:13.49	4:29.36
56	---	4940 - Meyers, Erica	St Paul Highland Park	12	F	22:28.32	7:13.98	4:29.66
57	54	4299 - Strebe, Isabel	Minneapolis South	12	F	22:32.69	7:15.38	4:30.53
58	55	4287 - Adam, Ketura	Minneapolis South	12	F	22:33.39	7:15.61	4:30.67
59	56	4487 - Corniea, Camille	Osseo	9	F	22:36.82	7:16.71	4:31.36
60	57	4829 - Brinkman, Kate	St Louis Park	11	F	22:40.76	7:17.98	4:32.15
61	58	4043 - Dorn, Nicole	Benilde-St Margaret	11	F	22:40.98	7:18.05	4:32.19
62	59	3973 - Butler, Delaney	Anoka	11	F	22:41.57	7:18.24	4:32.31
63	60	4566 - Franklin, Laila	Park Center	9	F	22:41.98	7:18.37	4:32.39
64	61	4841 - Kirchner, Emily	St Louis Park	10	F	22:46.82	7:19.93	4:33.36
65	62	4485 - Christen, Taylor	Osseo	12	F	22:49.71	7:20.86	4:33.94
66	63	4361 - Schneider, Jackie	Mounds View	12	F	22:51.30	7:21.37	4:34.26

67	64	4275 - Mesfin, Lucia	Irondale	12	F	22:53.69	7:22.14	4:34.73
68	65	4766 - Richard, Taryn	Spring Lake Park	9	F	22:53.76	7:22.17	4:34.75
69	66	4771 - VanDenTop, Claire	Spring Lake Park	8	F	22:54.39	7:22.37	4:34.87
70	67	4658 - Knott, Sicilya	Park-Cottage Grove	10	F	22:57.24	7:23.29	4:35.44
71	68	4207 - Roberge, Molly	Cretin Derham- Hall	11	F	22:57.82	7:23.47	4:35.56
72	---	5070 - Nelson, Grace	Totino Grace	11	F	23:00.00	7:24.17	4:35.99
73	---	5059 - Gasperlin, Katelyn	Totino Grace	11	f	23:00.00	7:24.17	4:35.99
74	69	4670 - Aoki- Sherwood, Mio	Robbinsdale Armstrong	8	F	23:00.00	7:24.17	4:35.99
75	70	4202 - Frias- Wackman, Lucia	Cretin Derham- Hall	11	F	23:01.12	7:24.53	4:36.22
76	71	4070 - Tarnowski, Samantha	Benilde-St Margaret	11	F	23:01.30	7:24.59	4:36.26
77	72	4192 - Opansky, Katheryn	Champlin Park	12	F	23:02.92	7:25.11	4:36.58
78	73	4508 - Thomas, Maddie	Osseo	12	F	23:05.80	7:26.04	4:37.15
79	74	4186 - Lund, Claire	Champlin Park	12	F	23:08.26	7:26.83	4:37.65
80	75	4498 - Lee, Joanna	Osseo	12	F	23:12.32	7:28.14	4:38.46
81	---	5066 - Kuffel, Veronica	Totino Grace	11	F	23:20.71	7:30.84	4:40.14
82	76	4570 - Kormanik, Joy	Park Center	10	F	23:26.37	7:32.66	4:41.27
83	77	4764 - Lawson, Charis	Spring Lake Park	8	F	23:27.57	7:33.05	4:41.51

84	78	4665 - Schluetter, Hannah	Park-Cottage Grove	10	F	23:29.23	7:33.58	4:41.84
85	79	4210 - Veverka, Madison	Cretin Derham-Hall	12	F	23:31.73	7:34.39	4:42.34
86	80	4863 - Proper, Bridget	St Paul Como Park	10	F	23:33.92	7:35.09	4:42.78
87	81	4858 - Caballero, Ana	St Paul Como Park	11	F	23:35.76	7:35.68	4:43.15
88	82	4488 - Curwick, Cristin	Osseo	12	F	23:37.60	7:36.28	4:43.51
89	83	4655 - Brinkoetter, Kayla	Park-Cottage Grove	12	F	23:39.64	7:36.93	4:43.92
90	84	4651 - Abrahamson, Tate	Park-Cottage Grove	8	F	23:40.25	7:37.13	4:44.04
91	85	4209 - Stringer, Irene	Cretin Derham-Hall	12	F	23:42.28	7:37.78	4:44.45
92	86	4272 - Kluz, Ashley	Irondale	11	F	23:43.30	7:38.11	4:44.65
93	87	4652 - Bedard, Olivia	Park-Cottage Grove	8	F	23:51.48	7:40.74	4:46.29
94	88	4201 - Fitzpatrick, Clare	Cretin Derham-Hall	11	F	24:00.00	7:43.49	4:48.00
95	89	4864 - Seeba, Mira	St Paul Como Park	8	F	24:01.82	7:44.07	4:48.36
96	90	4064 - Smith, Lillian	Benilde-St Margaret	12	F	24:04.71	7:45.00	4:48.94
97	91	4668 - Watters, Laurel	Park-Cottage Grove	8	F	24:05.51	7:45.26	4:49.10
98	92	4289 - Devore, Molly	Minneapolis South	12	F	24:05.82	7:45.36	4:49.16
99	93	4046 - Fox, Felicia	Benilde-St Margaret	11	F	24:07.82	7:46.00	4:49.56
100	94	4206 - O'Neill,	Cretin Derham-	12	F	24:10.42	7:46.84	4:50.08

		Kathryn	Hall					
101	95	4282 - Peterson, Holly	Irondale	12	F	24:14.71	7:48.22	4:50.94
102	96	4579 - Raley, Khelsie	Park Center	11	F	24:29.50	7:52.98	4:53.89
103	97	4760 - Curran, Emma	Spring Lake Park	11	F	24:34.78	7:54.68	4:54.95
104	98	4666 - Theurer, Annika	Park-Cottage Grove	10	F	24:38.82	7:55.98	4:55.76
105	99	4301 - Willette, Izzy	Minneapolis South	11	F	24:43.75	7:57.57	4:56.74
106	100	4298 - Seybold, Caroline	Minneapolis South	11	F	25:26.57	8:11.35	5:05.31
107	101	4565 - Bierbaum, Brooke	Park Center	9	F	25:39.82	8:15.61	5:07.96
108	102	4859 - Hanson, Eva	St Paul Como Park	11	F	26:01.37	8:22.55	5:12.27
109	103	4767 - Sheedlo, Leah	Spring Lake Park	10	F	27:24.80	8:49.40	5:28.96
110	104	4768 - Tewalt, Grace	Spring Lake Park	10	F	27:32.82	8:51.99	5:30.56