




 (<https://www.facebook.com/GopherStateEvents>)

 (<http://www.youtube.com/channel/UCs09DthS7jEZY5srWZEDJQw>)

 (<http://plus.google.com/100097568010679842973?prsrc=3>)

 (<http://www.linkedin.com/pub/bob-schneider/8/96a/876>) Follow @gsetiming

612-720-8427 (tel:+1-612-720-8427)

## Gopher State Events Chip Timing (RFID Timing)

Race Timing for Road Race, Multi Sport, Fat Tire, Mountain Bike, CC, Nordic Ski, Snow Shoe, & Specialty Races

Chip Timing Company for the Upper Midwest including Minnesota, Wisconsin, Iowa, North Dakota, and South Dakota



*The cutting edge in  
race timing services!*

601 Carlson Pkwy Suite 1050 Minnetonka, MN 55305

[www.gopherstateevents.com](http://www.gopherstateevents.com)

(<http://www.gopherstateevents.com>)



### Circle the Lake Half Marathon, 10K, and 5K

Millersburg, MN

September 24, 2016

([http://www.gopherstateevents.com/featured\\_events/featured\\_clicks.asp?featured\\_events\\_id=11&click\\_page=/results/cc\\_rslts/cc\\_rslts.asp](http://www.gopherstateevents.com/featured_events/featured_clicks.asp?featured_events_id=11&click_page=/results/cc_rslts/cc_rslts.asp))



We are in the darkroom working on our finish line pix. Come back soon to see yourself finish.

## GSE Cross-Country Results

Select Meet:

### Results for Rum River Invitational on 9/15/2016

PRELIMINARY RESULTS...UNOFFICIAL...SUBJECT TO CHANGE. Please report any issues to [bob.schneider@gopherstateevents.com](mailto:bob.schneider@gopherstateevents.com).

Select Race:

Total Finishers: 965   Race Finishers: 170   Distance: 3000 meters  
Site/Location: Anoka High School

Results By Team   Finish Order By Grade   Print These   Cumulative Time  
Comprehensive ([comp\\_rslts.asp?meet\\_id=337](http://comp_rslts.asp?meet_id=337))

Dwnld Overall (dwnld\_overall.asp?meet\_id=337&race\_id=1379)

Dual Meet (dual\_rslts.asp?meet\_id=337&race\_id=1379)

Select Results To View:

## Team Results: Top 5 Per Team

Show Individual Team Members (cc\_rslts.asp?sport=Cross-Country&meet\_id=337&race\_id=1379&rslts\_page=overall\_rslts.asp&show\_indiv=y)

PI	Team	Score	R1	R2	R3	R4	R5	R6	R7
1	Mounds View	19	1	2	4	5	7	8	11
2	St Paul Highland Park	104	15	18	21	23	27	60	61
3	Burnsville	119	14	19	24	28	34	36	58
4	Champlin Park	134	3	25	26	33	47	51	65
5	Northdale Middle School	147	13	22	31	38	43	50	54
6	Anoka	165	12	20	39	45	49	52	53
7	Oak View Middle School	188	17	32	40	42	57	74	76
8	Minneapolis South	192	16	29	30	44	73	75	--
9	Robbinsdale Armstrong	247	35	37	55	56	64	68	69
10	Benilde-St Margaret	255	9	41	62	71	72	81	82
11	St Louis Park	271	10	48	66	70	77	78	86
12	Osseo	295	6	59	67	79	84	--	--
13	Totino Grace	357	46	63	80	83	85	--	--

## Individual Results

Bib To Find:

PI	Tm	Bib-Name	Team	Gr	M/F	Time	Per Mi	Per Km
1	1	4397 - Nelson, Alec	Mounds View	9	M	11:03.47	5:55.91	3:41.15

2	2	4411 - Solokowski, Finn	Mounds View	9	M	11:04.47	5:56.45	3:41.48
3	3	4123 - Fischer, Ben	Champlin Park	8	M	11:14.72	6:01.95	3:44.90
4	---	4251 - Rodefeld, Declan	Irondale	8	M	11:18.50	6:03.97	3:46.16
5	4	5076 - Morrisette, Sam	Mounds View	10	M	11:20.97	6:05.30	3:46.98
6	---	4249 - Merrell, Tyler	Irondale	8	M	11:21.39	6:05.53	3:47.13
7	5	4371 - Apostle, Nathaniel	Mounds View	9	M	11:28.89	6:09.55	3:49.63
8	6	4530 - Ruska, Vaughn	Osseo	8	M	11:40.91	6:16.00	3:53.63
9	7	4389 - Klein, Brenner	Mounds View	9	M	11:41.75	6:16.45	3:53.91
10	8	4370 - Allie, Zach	Mounds View	9	M	11:42.22	6:16.70	3:54.07
11	9	4020 - Luebke, Gavin	Benilde-St Margaret	8	M	11:44.14	6:17.73	3:54.71
12	10	4816 - Salmon, Elliot	St Louis Park	7	M	11:49.20	6:20.44	3:56.40
13	11	4380 - DeRosier, Henri	Mounds View	10	M	11:49.72	6:20.72	3:56.57
14	12	3929 - Hardisty, Virgil	Anoka	9	M	11:50.22	6:20.99	3:56.73
15	---	4402 - Pauly, Spencer	Mounds View	12	M	11:53.70	6:22.86	3:57.90
16	13	4436 - Martinek, Peyton	Northdale Middle School	6	M	12:08.93	6:31.03	4:02.97
17	---	4375 - Breen, Alex	Mounds View	9	M	12:11.35	6:32.33	4:03.78
18	14	4103 - Persons, Chance	Burnsville	9	M	12:12.72	6:33.06	4:04.23

19	---	4387 - Hohenshell, Nathan	Mounds View	10	M	12:17.45	6:35.60	4:05.81
20	15	4908 - Larsen, Indy	St Paul Highland Park	9	M	12:22.14	6:38.11	4:07.38
21	---	4401 - Paulsen, Brian	Mounds View	12	M	12:23.37	6:38.77	4:07.78
22	16	4309 - Carl, J Cass	Minneapolis South	9	M	12:23.97	6:39.10	4:07.98
23	17	4466 - McKeefry, Aidan	Oak View Middle School	7	M	12:26.97	6:40.71	4:08.98
24	18	4921 - Temali, Joey	St Paul Highland Park	10	M	12:28.45	6:41.50	4:09.48
25	19	4110 - Tinklenberg, Ethan	Burnsville	11	M	12:30.89	6:42.81	4:10.29
26	20	3964 - Taylor, Jon	Anoka	8	M	12:31.47	6:43.12	4:10.48
27	21	4892 - Birkeland, Bjorn	St Paul Highland Park	9	M	12:34.16	6:44.56	4:11.38
28	22	4429 - Gettel, Daniel	Northdale Middle School	8	M	12:37.45	6:46.33	4:12.48
29	---	4388 - Huberty, Mason	Mounds View	10	M	12:37.66	6:46.44	4:12.55
30	23	4922 - Tran, Nathaniel	St Paul Highland Park	9	M	12:39.75	6:47.56	4:13.24
31	24	4107 - Reichert, Jackson	Burnsville	10	M	12:41.18	6:48.33	4:13.72
32	25	4155 - Ostendorf, Kyle	Champlin Park	8	M	12:43.37	6:49.50	4:14.45
33	26	4156 - Poston, Keegan	Champlin Park	7	M	12:44.18	6:49.94	4:14.72
34	---	4381 - Ebert, Ben	Mounds View	12	M	12:44.39	6:50.05	4:14.79
35	27	4912 - Pfankuch,	St Paul	7	M	12:45.60	6:50.70	4:15.19

		Alex	Highland Park					
36	---	4399 - Nelson, Matt	Mounds View	9	M	12:50.25	6:53.19	4:16.75
37	---	4216 - Holbrook, Jorgen	Cretin-Derham Hall	8	M	12:52.91	6:54.62	4:17.63
38	28	4079 - Boos, Griffin	Burnsville	9	M	12:55.97	6:56.26	4:18.65
39	29	4318 - Pearson- Muggli, Mark	Minneapolis South	9	M	12:56.18	6:56.38	4:18.72
40	30	4319 - Roberg- Perez, Oliver	Minneapolis South	9	M	12:57.47	6:57.07	4:19.15
41	---	4398 - Nelson, Kevin	Mounds View	10	M	13:01.47	6:59.21	4:20.48
42	---	4404 - Phenning- Wendt, John	Mounds View	9	M	13:06.37	7:01.84	4:22.12
43	31	4445 - Sulungaine, Shalom	Northdale Middle School	6	M	13:06.72	7:02.03	4:22.23
44	32	4459 - Babb, Tommy	Oak View Middle School	7	M	13:10.22	7:03.91	4:23.40
45	33	4121 - Doty, Garrett	Champlin Park	7	M	13:15.70	7:06.85	4:25.23
46	---	4417 - Walbon, Travis	Mounds View	12	M	13:18.50	7:08.35	4:26.16
47	---	4373 - Bergstrom, Jordan	Mounds View	11	M	13:18.50	7:08.35	4:26.16
48	34	4086 - Funki, Connor	Burnsville	9	M	13:18.50	7:08.35	4:26.16
49	---	4407 - Safi, Wisam	Mounds View	9	M	13:19.97	7:09.14	4:26.65
50	35	4725 - Nash, Evan	Robbinsdale Armstrong	8	M	13:21.41	7:09.91	4:27.13
51	36	4080 - Chow, Kit	Burnsville	12	M	13:21.81	7:10.12	4:27.26

52	37	4721 - Meyer, Extin	Robbinsdale Armstrong	9	M	13:22.62	7:10.56	4:27.54
53	38	4437 - McCullough, Collin	Northdale Middle School	6	M	13:23.22	7:10.88	4:27.73
54	39	3948 - Mugglin, Ian	Anoka	9	M	13:23.83	7:11.21	4:27.94
55	40	4462 - Coronado, Edgar	Oak View Middle School	6	M	13:23.97	7:11.28	4:27.98
56	41	4037 - Tift, Luke	Benilde-St Margaret	11	M	13:24.24	7:11.43	4:28.07
57	42	4464 - Fields, Eddie	Oak View Middle School	6	M	13:28.68	7:13.81	4:29.56
58	43	4427 - Dunn, Joey	Northdale Middle School	7	M	13:30.22	7:14.64	4:30.07
59	44	4322 - Sele, Brennen	Minneapolis South	9	M	13:36.87	7:18.20	4:32.29
60	45	3956 - Ruchko, Mark	Anoka	10	M	13:37.47	7:18.53	4:32.48
61	46	5035 - Bucu, Jacob	Totino Grace	10	M	13:39.91	7:19.83	4:33.30
62	47	4142 - Klema, Clayton	Champlin Park	7	M	13:41.72	7:20.81	4:33.90
63	---	4220 - Johnson, Isaac	Cretin-Derham Hall	9	M	13:42.87	7:21.42	4:34.29
64	48	4815 - Rosvold, Evan	St Louis Park	7	M	13:43.12	7:21.56	4:34.37
65	49	3949 - Murphy, Ian	Anoka	10	M	13:43.24	7:21.62	4:34.41
66	50	4425 - Casey, Aaron	Northdale Middle School	6	M	13:43.81	7:21.93	4:34.60
67	51	4128 - Gustafson, Evan	Champlin Park	7	M	13:44.72	7:22.41	4:34.90
68	52	3910 - Bloch, Adam	Anoka	9	M	13:45.18	7:22.66	4:35.06

69	53	3928 - Hanson, Micah	Anoka	8	M	13:46.12	7:23.17	4:35.37
70	54	4443 - Schwarz, Colin	Northdale Middle School	7	M	13:48.60	7:24.50	4:36.19
71	55	4728 - Overdahl, Jayden	Robbinsdale Armstrong	7	M	13:50.22	7:25.36	4:36.73
72	---	4543 - Courchane, Nathan	Park Center	8	M	13:56.97	7:28.99	4:38.98
73	56	4716 - Marshalek, Evan	Robbinsdale Armstrong	7	M	13:59.22	7:30.19	4:39.73
74	---	3930 - Herstrom, Hayden	Anoka	9	M	14:00.97	7:31.13	4:40.32
75	57	4460 - Birkmeier, Gabriel	Oak View Middle School	7	M	14:03.47	7:32.47	4:41.15
76	58	4078 - Boekhoff, Ross	Burnsville	9	M	14:05.70	7:33.67	4:41.89
77	59	4535 - Wallin, Luke	Osseo	7	M	14:07.22	7:34.48	4:42.40
78	---	4098 - Latvala, Brock	Burnsville	11	M	14:07.93	7:34.87	4:42.64
79	60	4889 - Alme, Aidan	St Paul Highland Park	9	M	14:09.72	7:35.83	4:43.23
80	61	4896 - Chen, Luke	St Paul Highland Park	11	M	14:11.22	7:36.63	4:43.73
81	62	4028 - Ocha, Pedro	Benilde-St Margaret	9	M	14:11.72	7:36.90	4:43.90
82	63	5045 - Laman, Matt	Totino Grace	10	M	14:12.18	7:37.15	4:44.06
83	64	4732 - Roston, Brian	Robbinsdale Armstrong	7	M	14:12.79	7:37.47	4:44.26
84	65	4165 - Taylor, Avery	Champlin Park	6	M	14:12.99	7:37.58	4:44.32
85	66	4803 - Keekley,	St Louis Park	7	M	14:13.81	7:38.02	4:44.60

## Harris

---

86	67	4514 - Donaldson, Joey	Osseo	9	M	14:17.91	7:40.22	4:45.97
87	68	4736 - Schisler, Drew	Robbinsdale Armstrong	7	M	14:18.50	7:40.54	4:46.16
88	69	4723 - Mlekoday, Ryan	Robbinsdale Armstrong	7	M	14:20.60	7:41.66	4:46.86
89	---	3924 - Goldenstein, Payton	Anoka	10	M	14:24.24	7:43.61	4:48.07
90	70	4805 - Kietzmann, Will	St Louis Park	8	M	14:24.24	7:43.61	4:48.07
91	71	4007 - Hanson, Cooper	Benilde-St Margaret	9	M	14:24.89	7:43.96	4:48.29
92	---	4434 - Kourchj, Chris	Northdale Middle School	8	M	14:28.93	7:46.13	4:49.64
93	72	4005 - Flochman, Joseph	Benilde-St Margaret	7	M	14:29.47	7:46.42	4:49.82
94	---	4384 - Gourley, Nick	Mounds View	10	M	14:30.39	7:46.91	4:50.13
95	---	4169 - Whitman, Jacob	Champlin Park	8	M	14:30.74	7:47.10	4:50.24
96	---	3932 - Keller, Jaden	Anoka	8	M	14:37.22	7:50.58	4:52.40
97	---	3923 - Goddard, Declan	Anoka	7	M	14:41.39	7:52.81	4:53.79
98	73	4314 - Hegarty, Seamus	Minneapolis South	9	M	14:41.39	7:52.81	4:53.79
99	74	4470 - Voss, Maxwell	Oak View Middle School	6	M	14:42.41	7:53.36	4:54.13
100	75	4307 - Bleakmore, Riley	Minneapolis South	9	M	14:42.60	7:53.46	4:54.19
101	---	4131 - Holtz, Grayson	Champlin Park	7	M	14:43.20	7:53.79	4:54.40

---



102	---	4119 - Caswell, Clayton	Champlin Park	8	M	14:44.20	7:54.32	4:54.73
103	76	4471 - Watroba, Andy	Oak View Middle School	8	M	14:50.72	7:57.82	4:56.90
104	---	4157 - Preston, Ryan	Champlin Park	8	M	14:50.93	7:57.93	4:56.97
105	---	3950 - Noh, Sam	Anoka	11	M	14:51.33	7:58.15	4:57.11
106	---	3960 - Spande, Collin	Anoka	8	M	14:55.72	8:00.50	4:58.57
107	---	3968 - Tuomela, Carter	Anoka	9	M	14:57.24	8:01.32	4:59.07
108	---	3954 - Redepenning, Andrew	Anoka	9	M	14:57.64	8:01.53	4:59.21
109	---	4463 - Edwards, Elijah	Oak View Middle School	7	M	15:00.68	8:03.16	5:00.22
110	---	4465 - Leuty, Thomas	Oak View Middle School	6	M	15:04.72	8:05.33	5:01.57
111	---	4448 - Wibben, Lucas	Northdale Middle School	8	M	15:07.74	8:06.95	5:02.57
112	77	4792 - Belete, Humna	St Louis Park	7	M	15:08.20	8:07.20	5:02.73
113	---	4109 - Stanek, Sam	Burnsville	9	M	15:11.00	8:08.70	5:03.66
114	---	3957 - Schurstein-Otto, Jordan	Anoka	10	M	15:15.25	8:10.98	5:05.08
115	---	4409 - Seymour, Henry	Mounds View	9	M	15:15.29	8:11.00	5:05.09
116	---	4724 - Mordal, Joshua	Robbinsdale Armstrong	7	M	15:15.50	8:11.11	5:05.16
117	---	4469 - Steiner, Matt	Oak View Middle School	7	M	15:17.68	8:12.28	5:05.89
118	---	3915 - Dorst,	Anoka	8	M	15:19.60	8:13.31	5:06.53

## Simon

119	---	4137 - Jessee, Zion	Champlin Park	8	M	15:23.00	8:15.14	5:07.66
120	---	4149 - Myers, Luke	Champlin Park	8	M	15:23.81	8:15.57	5:07.93
121	78	4811 - Nelson, Henry	St Louis Park	7	M	15:25.72	8:16.60	5:08.57
122	---	4467 - Meyer, Nolan	Oak View Middle School	6	M	15:27.87	8:17.75	5:09.28
123	---	4423 - Byers, John (Jack)	Northdale Middle School	7	M	15:27.97	8:17.80	5:09.32
124	---	4118 - Casella, Alexander	Champlin Park	7	M	15:28.47	8:18.07	5:09.48
125	---	4440 - Nielson, Jackson	Northdale Middle School	8	M	15:34.18	8:21.13	5:11.39
126	---	4449 - Winter, Caleb	Northdale Middle School	8	M	15:44.79	8:26.83	5:14.92
127	---	4127 - Guillergan, Charles	Champlin Park	8	M	15:51.91	8:30.65	5:17.30
128	---	4461 - Borg, Cole	Oak View Middle School	7	M	15:54.31	8:31.93	5:18.10
129	---	4164 - Stohlmann, Dalton	Champlin Park	9	M	15:57.75	8:33.78	5:19.24
130	79	4526 - Nguyen, Long	Osseo	10	M	16:02.29	8:36.21	5:20.76
131	80	5037 - Ferreira, Stfan	Totino Grace	11	M	16:02.68	8:36.42	5:20.89
132	81	4025 - Mahoney, Josh	Benilde-St Margaret	9	M	16:06.97	8:38.72	5:22.32
133	---	4416 - Walbon, Caleb	Mounds View	10	M	16:08.62	8:39.61	5:22.87
134	---	4558 - Stansberry,	Park Center	9	M	16:12.06	8:41.45	5:24.01

## Matthew

---

135	---	4144 - Koshiol, Giles	Champlin Park	8	M	16:12.29	8:41.58	5:24.09
136	82	4013 - Kramer, Charlie	Benilde-St Margaret	11	M	16:13.97	8:42.48	5:24.65
137	83	5054 - Stene, Luke	Totino Grace	10	M	16:14.99	8:43.03	5:24.99
138	---	4124 - Fitzgerald, Trent	Champlin Park	6	M	16:18.50	8:44.91	5:26.16
139	---	4539 - Ackerman, Cayden	Park Center	10	M	16:19.37	8:45.38	5:26.45
140	---	4730 - Phillips, Grant	Robbinsdale Armstrong	10	M	16:26.87	8:49.40	5:28.95
141	84	4510 - Abate, Olie	Osseo	9	M	16:29.89	8:51.02	5:29.96
142	---	4439 - Milless, Marshall	Northdale Middle School	8	M	16:36.43	8:54.53	5:32.14
143	---	4431 - Jenvold, Cal	Northdale Middle School	6	M	16:37.00	8:54.83	5:32.33
144	---	4150 - Nelson, Kevin	Champlin Park	6	M	16:38.74	8:55.77	5:32.91
145	85	5044 - Kammann, Derek	Totino Grace	10	M	16:42.95	8:58.03	5:34.31
146	---	4148 - Morari, Tyler	Champlin Park	7	M	17:05.24	9:09.98	5:41.74
147	---	4219 - Jhocson, Zane	Cretin-Derham Hall	9	M	17:20.12	9:17.97	5:46.70
148	---	4134 - Jacob, Opansky	Champlin Park	6	M	17:29.25	9:22.86	5:49.75
149	---	4441 - O'Hara, Shane	Northdale Middle School	6	M	17:31.24	9:23.93	5:50.41
150	---	3935 - Knutson, Caleb	Anoka	9	M	17:38.62	9:27.89	5:52.87

---

151	---	4151 - Nelson, Peter	Champlin Park	6	M	17:42.91	9:30.19	5:54.30
152	86	4808 - Listiak, Sam	St Louis Park	7	M	17:55.68	9:37.04	5:58.56
153	---	4435 - Levario, Jonathan	Northdale Middle School	6	M	18:00.64	9:39.70	6:00.21
154	---	4126 - Fjellman, Matthew	Champlin Park	7	M	18:05.74	9:42.44	6:01.91
155	---	4447 - Vo, Arthur	Northdale Middle School	7	M	18:23.91	9:52.19	6:07.97
156	---	4018 - Litts, Alex	Benilde-St Margaret	9	M	18:30.74	9:55.85	6:10.24
157	---	4468 - Novak, Joshua	Oak View Middle School	6	M	18:31.24	9:56.12	6:10.41
158	---	4012 - Koch, Michael	Benilde-St Margaret	11	M	18:39.20	10:00.39	6:13.06
159	---	4421 - Brown, Josh	Northdale Middle School	8	M	18:43.45	10:02.67	6:14.48
160	---	4738 - Sessions, Clark	Robbinsdale Armstrong	7	M	18:52.43	10:07.48	6:17.47
161	---	4428 - Duong, Brandon	Northdale Middle School	8	M	18:57.08	10:09.98	6:19.02
162	---	4704 - Frantz, Ethan	Robbinsdale Armstrong	9	M	18:58.91	10:10.96	6:19.63
163	---	4444 - Stephens, Tyler	Northdale Middle School	7	M	19:21.74	10:23.21	6:27.24
164	---	4430 - Hatch, Brent	Northdale Middle School	7	M	19:28.37	10:26.76	6:29.45
165	---	4129 - Hanson, Rylen	Champlin Park	6	M	19:45.75	10:36.09	6:35.25
166	---	4422 - Buck, Samuel	Northdale Middle School	6	M	20:40.35	11:05.38	6:53.44
167	---	4438 - McQuay, Roger	Northdale Middle School	6	M	21:47.91	11:41.62	7:15.97

168	---	4442 - Rashid, Saidkasim	Northdale Middle School	8	M	23:31.99	12:37.45	7:50.66
169	---	4433 - Keleki, Melvin	Northdale Middle School	7	M	23:38.00	12:40.68	7:52.66
170	---	4432 - Jorgenson, Benjamin	Northdale Middle School	7	M	24:25.20	13:06.00	8:08.40