




 (<https://www.facebook.com/GopherStateEvents>)

 (<http://www.youtube.com/channel/UCs09DthS7jEZY5srWZEDJQw>)

 (<http://plus.google.com/100097568010679842973?prsrc=3>)

 (<http://www.linkedin.com/pub/bob-schneider/8/96a/876>) Follow @gsetiming

612-720-8427 (tel:+1-612-720-8427)

Gopher State Events Chip Timing (RFID Timing)

Race Timing for Road Race, Multi Sport, Fat Tire, Mountain Bike, CC, Nordic Ski, Snow Shoe, & Specialty Races

Chip Timing Company for the Upper Midwest including Minnesota, Wisconsin, Iowa, North Dakota, and South Dakota



*The cutting edge in
race timing services!*

601 Carlson Pkwy Suite 1050 Minnetonka, MN 55305

www.gopherstateevents.com

(<http://www.gopherstateevents.com>)



Circle the Lake Half Marathon, 10K, and 5K

Millersburg, MN

September 24, 2016

(http://www.gopherstateevents.com/featured_events/featured_clicks.asp?featured_events_id=11&click_page=/results/cc_rslts/cc_rslts.asp)



We are in the darkroom working on our finish line pix. Come back soon to see yourself finish.

GSE Cross-Country Results

Select Meet: View This Meet

Results for Rum River Invitational on 9/15/2016

PRELIMINARY RESULTS...UNOFFICIAL...SUBJECT TO CHANGE. Please report any issues to bob.schneider@gopherstateevents.com.

Select Race: Get Results

Total Finishers: 965 Race Finishers: 283 Distance: 5000 meters
Site/Location: Anoka High School

Results By Team Finish Order By Grade Print These Cumulative Time
Comprehensive (comp_rslts.asp?meet_id=337)

[Dwnld Overall \(dwnld_overall.asp?meet_id=337&race_id=1375\)](#)

[Dual Meet \(dual_rsllts.asp?meet_id=337&race_id=1375\)](#)

Select Results To View:

Team Results: Top 5 Per Team

Show Individual Team Members ([cc_rsllts.asp?sport=Cross-Country&meet_id=337&race_id=1375&rsllts_page=overall_rsllts.asp&show_indiv=y](#))

PI	Team	Score	R1	R2	R3	R4	R5	R6	R7
1	Mounds View	21	1	2	5	6	7	10	14
2	Robbinsdale Armstrong	72	8	9	11	13	31	35	42
3	Anoka	121	22	23	24	25	27	32	39
4	Champlin Park	137	12	15	19	44	47	61	65
5	St Paul Highland Park	150	18	20	21	45	46	52	56
6	Burnsville	161	4	29	38	41	49	79	88
7	Benilde-St Margaret	187	16	28	33	51	59	69	75
8	Totino Grace	229	17	43	48	54	67	71	84
9	STMA	240	26	34	36	64	80	85	92
10	Park-Cottage Grove	262	37	40	55	60	70	72	77
11	Irondale	294	50	57	58	63	66	89	94
12	Minneapolis South	353	3	74	82	90	104	--	--
13	St Louis Park	364	62	68	73	78	83	96	100
14	St Paul Como Park	390	30	76	86	93	105	114	118
15	Osseo	458	53	95	97	106	107	116	119
16	Cretin-Derham Hall	466	81	87	98	99	101	112	117
17	Park Center	515	91	102	103	109	110	120	121
18	Spring Lake Park	569	108	111	113	115	122	123	124

Individual Results

Bib To Find:

Pl	Tm	Bib-Name	Team	Gr	M/F	Time	Per Mi	Per Km
1	1	4403 - Pease, Tim	Mounds View	12	M	17:10.39	5:31.65	3:26.07
2	2	4376 - Carlson, John	Mounds View	10	M	17:34.37	5:39.36	3:30.87
3	3	4320 - Salad, Mahamed	Minneapolis South	11	M	17:40.54	5:41.35	3:32.10
4	4	4090 - Holmes, Zach	Burnsville	11	M	17:56.95	5:46.63	3:35.38
5	5	4383 - Gilbert, Filipos	Mounds View	11	M	18:15.06	5:52.46	3:39.01
6	6	4394 - Marx, Aaron	Mounds View	12	M	18:19.14	5:53.77	3:39.82
7	7	4385 - Herbert, Jared	Mounds View	11	M	18:19.95	5:54.03	3:39.98
8	8	4743 - Weisjahn, Noah	Robbinsdale Armstrong	8	M	18:20.37	5:54.17	3:40.07
9	9	4720 - Meinert, Jack	Robbinsdale Armstrong	10	M	18:21.18	5:54.43	3:40.23
10	10	5075 - Hakes, Jake	Mounds View	10	M	18:21.54	5:54.55	3:40.30
11	11	4714 - Lysne, Trygg	Robbinsdale Armstrong	11	M	18:22.20	5:54.76	3:40.43
12	12	4154 - Omann, Matt	Champlin Park	11	M	18:29.51	5:57.11	3:41.90
13	13	4715 - Madson, Smith	Robbinsdale Armstrong	11	M	18:34.60	5:58.75	3:42.91
14	14	4410 - Simser, Nick	Mounds View	11	M	18:36.03	5:59.21	3:43.20
15	15	4158 - Scheller, Mark	Champlin Park	9	M	18:37.54	6:00.2	3:43.50

16	16	4034 - Ramel, Mark	Benilde-St Margaret	9	M	18:37.99	6:00.1	3:43.59
17	---	4392 - Lien, Harrison	Mounds View	12	M	18:42.76	6:01.38	3:44.55
18	17	5050 - Schick, Elijah	Totino Grace	11	M	18:42.95	6:01.44	3:44.59
19	18	4914 - Sage- Martinsan, Elija	St Paul Highland Park	11	M	18:43.29	6:01.55	3:44.65
20	19	4140 - Kahl, Mitchell	Champlin Park	11	M	18:44.79	6:02.03	3:44.95
21	20	4888 - Alden, Nathaniel	St Paul Highland Park	10	M	18:49.47	6:03.54	3:45.89
22	21	4899 - Gregg Escalante, Conor	St Paul Highland Park	9	M	18:55.14	6:05.36	3:47.02
23	22	3913 - Davis, Jesse	Anoka	8	M	18:55.74	6:05.55	3:47.14
24	23	3906 - Baldus, Michael	Anoka	10	M	18:56.76	6:05.88	3:47.35
25	---	4396 - Moeller, Nate	Mounds View	10	M	18:58.99	6:06.60	3:47.79
26	24	3963 - Taylor, Aaron	Anoka	10	M	19:00.74	6:07.16	3:48.14
27	25	3931 - Johnson, Noah	Anoka	10	M	19:02.26	6:07.65	3:48.45
28	---	4413 - Swenson, Erik	Mounds View	11	M	19:02.54	6:07.74	3:48.50
29	26	4968 - Monseth, Matthew	STMA	10	M	19:03.26	6:07.97	3:48.65
30	27	3926 - Grabinske, Elijah	Anoka	8	M	19:03.47	6:08.04	3:48.69
31	28	4032 - Racchini, Mark	Benilde-St Margaret	12	M	19:05.43	6:08.67	3:49.08
32	29	4088 - Helke, Matthew	Burnsville	12	M	19:06.74	6:09.09	3:49.34

33	30	4875 - Harker, Isaac	St Paul Como Park	10	M	19:08.97	6:09.81	3:49.79
34	31	4733 - Rouse, Christopher	Robbinsdale Armstrong	10	M	19:10.54	6:10.32	3:50.10
35	32	3959 - Skoglund, Sam	Anoka	12	M	19:11.01	6:10.47	3:50.20
36	---	4395 - McCoy, Steve	Mounds View	10	M	19:13.03	6:11.12	3:50.60
37	33	4001 - Biwer, Sean	Benilde-St Margaret	11	M	19:15.49	6:11.91	3:51.09
38	34	4970 - Peters, Aiden	STMA	9	M	19:16.89	6:12.36	3:51.37
39	35	4727 - Omodt, William	Robbinsdale Armstrong	10	M	19:17.58	6:12.58	3:51.51
40	36	4959 - Charlesworth, Spencer	STMA	10	M	19:18.54	6:12.89	3:51.70
41	38	4095 - Kraimer, Micheal	Burnsville	11	M	19:25.29	6:15.07	3:53.05
42	37	4593 - Lankow, Solomon	Park-Cottage Grove	9	M	19:25.29	6:15.07	3:53.05
43	39	3970 - Weinberger, Jack	Anoka	11	M	19:27.72	6:15.85	3:53.54
44	---	5074 - Winters, Sam	Mounds View	10	M	19:30.97	6:16.89	3:54.19
45	40	4590 - Hoyt, Lucas	Park-Cottage Grove	10	M	19:31.29	6:17.00	3:54.25
46	41	4108 - Ryan, Thomas	Burnsville	11	M	19:32.99	6:17.54	3:54.59
47	42	4718 - McGill, Devin	Robbinsdale Armstrong	10	M	19:34.54	6:18.04	3:54.90
48	43	5043 - Jager, Will	Totino Grace	12	M	19:34.54	6:18.04	3:54.90
49	44	4135 - Jacott, Jake	Champlin Park	11	M	19:35.22	6:18.26	3:55.04

50	45	4906 - Johnson, Parker	St Paul Highland Park	10	M	19:37.86	6:19.11	3:55.57
51	46	4915 - Schmidt, Otto	St Paul Highland Park	8	M	19:38.04	6:19.17	3:55.60
52	47	4168 - Urvig, Tim	Champlin Park	11	M	19:38.26	6:19.24	3:55.65
53	---	4415 - Tomczyck, Cameron	Mounds View	12	M	19:39.03	6:19.49	3:55.80
54	48	5040 - Hadzima, Christopher	Totino Grace	10	M	19:39.29	6:19.57	3:55.85
55	49	4081 - Donnelly, Gavin	Burnsville	11	M	19:40.45	6:19.95	3:56.08
56	---	3953 - Quist, Sam	Anoka	12	M	19:41.58	6:20.31	3:56.31
57	50	4241 - Herzog, Kojo	Irondale	11	M	19:41.74	6:20.36	3:56.34
58	---	3937 - Langer, Nathaniel	Anoka	11	M	19:43.97	6:21.08	3:56.79
59	51	4040 - Valerius, Tony	Benilde-St Margaret	12	M	19:44.29	6:21.18	3:56.85
60	---	3943 - Meinert, Josh	Anoka	10	M	19:44.79	6:21.34	3:56.95
61	52	4898 - Farmer, Avery	St Paul Highland Park	10	M	19:45.60	6:21.60	3:57.11
62	---	3909 - Behnke- Mead, Ryan	Anoka	8	M	19:49.87	6:22.98	3:57.97
63	53	4523 - McNamara, Ryan	Osseo	9	M	19:50.06	6:23.04	3:58.01
64	---	4726 - Niemi, Dan	Robbinsdale Armstrong	12	M	19:50.24	6:23.10	3:58.04
65	---	4708 - Hubbell, Tyler	Robbinsdale Armstrong	12	M	19:51.72	6:23.57	3:58.34
66	54	5032 - Boston, Matt	Totino Grace	11	M	19:51.72	6:23.57	3:58.34
67	55	4587 - Gustafson, Mitchell	Park-Cottage Grove	9	M	19:51.79	6:23.60	3:58.35

68	56	4890 - Altman, Quincy	St Paul Highland Park	10	M	19:53.29	6:24.08	3:58.65
69	57	4238 - Gahr, Nathan	Irondale	10	M	19:53.74	6:24.22	3:58.74
70	58	4239 - Gombold, Jacob	Irondale	11	M	19:54.56	6:24.49	3:58.91
71	59	4016 - Lempe, Brendan	Benilde-St Margaret	11	M	19:54.95	6:24.61	3:58.98
72	---	3922 - Gable, Darrin	Anoka	12	M	20:00.24	6:26.31	4:04.80
73	---	3955 - Richied, Brenden	Anoka	11	M	20:00.45	6:26.38	4:09.00
74	60	4647 - Reinke, Braden	Park-Cottage Grove	12	M	20:02.72	6:27.11	4:00.54
75	61	4159 - Scheller, Peter	Champlin Park	12	M	20:05.99	6:28.17	4:01.19
76	62	4822 - Thoe, Jackson	St Louis Park	8	M	20:06.01	6:28.17	4:01.20
77	63	4233 - Boleman, Brandon	Irondale	12	M	20:07.22	6:28.56	4:01.44
78	64	4957 - Brown, Reed	STMA	10	M	20:10.47	6:29.61	4:02.09
79	65	4138 - Johnson, Dontae	Champlin Park	9	M	20:11.28	6:29.87	4:02.25
80	---	4904 - Johnson, Jack	St Paul Highland Park	10	M	20:13.03	6:30.43	4:02.60
81	66	4242 - Jacobsen, Nicolas	Irondale	9	M	20:15.54	6:31.24	4:03.10
82	---	4143 - Kloeppner, Daniel	Champlin Park	10	M	20:16.29	6:31.48	4:03.25
83	67	5039 - Gagnon, Viktor	Totino Grace	10	M	20:16.74	6:31.63	4:03.34
84	68	4806 - Klein, David	St Louis Park	9	M	20:17.99	6:32.03	4:03.59

85	69	4000 - Binish, Patrick	Benilde-St Margaret	11	M	20:19.22	6:32.42	4:03.84
86	70	4594 - Lawson, Hogan	Park-Cottage Grove	10	M	20:23.29	6:33.73	4:04.65
87	---	4891 - Altman, Will	St Paul Highland Park	9	M	20:23.54	6:33.81	4:04.70
88	---	4717 - Massman, Cel	Robbinsdale Armstrong	10	M	20:28.87	6:35.53	4:05.77
89	71	5038 - Fox, Nathan	Totino Grace	12	M	20:29.24	6:35.65	4:05.84
90	72	4595 - McGraw, Logan	Park-Cottage Grove	12	M	20:29.47	6:35.72	4:05.89
91	73	4800 - Halvorson, Will	St Louis Park	10	M	20:30.04	6:35.91	4:06.00
92	---	4917 - Shaw, Ed	St Paul Highland Park	11	M	20:30.87	6:36.17	4:06.17
93	74	4306 - Bischoff, Isaiah	Minneapolis South	9	M	20:33.33	6:36.97	4:06.66
94	75	4041 - Weatherly, Connor	Benilde-St Margaret	10	M	20:34.29	6:37.27	4:06.85
95	---	4152 - Nightingale, Jack	Champlin Park	9	M	20:36.37	6:37.94	4:07.27
96	76	4880 - McGuire, Frank	St Paul Como Park	10	M	20:36.79	6:38.08	4:07.35
97	77	4599 - Ohmann, Thomas	Park-Cottage Grove	11	M	20:40.43	6:39.25	4:08.08
98	---	4588 - Harre, Blake	Park-Cottage Grove	9	M	20:41.04	6:39.45	4:08.20
99	---	3908 - Becker, Nicholas	Anoka	7	M	20:42.89	6:40.04	4:08.57
100	78	4819 - Sedgewick, Loui	St Louis Park	9	M	20:44.53	6:40.57	4:08.90
101	79	4073 - Anderson, Ben	Burnsville	12	M	20:44.60	6:40.59	4:08.92

102	80	4966 - Marsolek, Riley	STMA	11	M	20:45.29	6:40.82	4:09.05
103	---	4737 - Scott, Henry	Robbinsdale Armstrong	11	M	20:45.54	6:40.90	4:09.10
104	81	4215 - Hansen, Hunter	Cretin-Derham Hall	9	M	20:45.95	6:41.03	4:09.18
105	82	4317 - Mebrahtu, Eiset	Minneapolis South	10	M	20:46.14	6:41.09	4:09.22
106	---	4585 - Garcia, Cruz	Park-Cottage Grove	7	M	20:50.47	6:42.48	4:10.09
107	---	4918 - Shepard, Winston	St Paul Highland Park	9	M	20:51.62	6:42.85	4:10.32
108	83	4797 - Djerf, Philip	St Louis Park	11	M	20:51.62	6:42.85	4:10.32
109	---	3925 - Gorham, Ross	Anoka	10	M	20:52.51	6:43.14	4:10.50
110	---	4701 - Brandes, Tommy	Robbinsdale Armstrong	9	M	20:52.51	6:43.14	4:10.50
111	---	3914 - Donner, Colton	Anoka	11	M	20:53.79	6:43.55	4:10.75
112	---	4418 - Wentworth, Collin	Mounds View	10	M	20:54.35	6:43.73	4:10.86
113	84	5033 - Braun, Andrew	Totino Grace	10	M	20:54.54	6:43.79	4:10.90
114	---	3958 - Schuster, Jared	Anoka	12	M	20:55.29	6:44.03	4:11.05
115	---	3942 - Lukan, John	Anoka	11	M	20:55.54	6:44.11	4:11.10
116	85	4958 - Buskey, Max	STMA	11	M	20:56.29	6:44.36	4:11.25
117	86	4870 - Conway, Jack	St Paul Como Park	11	M	20:57.79	6:44.84	4:11.55
118	---	4920 - Swanson, Adam	St Paul Highland Park	8	M	21:00.43	6:45.69	4:12.08
119	87	4228 - Strommen,	Cretin-Derham	9	M	21:01.04	6:45.88	4:12.20

		Christian	Hall					
120	---	4707 - Himmelberg, Buerkle	Robbinsdale Armstrong	11	M	21:01.06	6:45.89	4:12.21
121	88	4104 - Peterson, Andy	Burnsville	11	M	21:01.47	6:46.02	4:12.29
122	89	4231 - Alexander, Simon	Irondale	8	M	21:03.35	6:46.63	4:12.67
123	---	4729 - Peterson, Jacob	Robbinsdale Armstrong	11	M	21:04.29	6:46.93	4:12.85
124	90	4303 - Ausland, Cameron	Minneapolis South	10	M	21:04.91	6:47.13	4:12.98
125	---	3952 - Pelletier, Daniel	Anoka	10	M	21:05.54	6:47.33	4:13.10
126	91	4560 - Toenies, Joe	Park Center	12	M	21:05.74	6:47.40	4:13.14
127	92	4960 - Cloutier, Jack	STMA	10	M	21:06.04	6:47.49	4:13.20
128	---	3921 - Fuller, Blake	Anoka	8	M	21:07.54	6:47.98	4:13.50
129	93	4872 - Czech, Jared	St Paul Como Park	11	M	21:07.97	6:48.11	4:13.59
130	---	4586 - Glazebrook, Griffin	Park-Cottage Grove	11	M	21:08.16	6:48.18	4:13.63
131	94	4255 - Villota, Michael	Irondale	9	M	21:08.58	6:48.31	4:13.71
132	---	4971 - Peters, Evan	STMA	11	M	21:09.79	6:48.70	4:13.95
133	---	4235 - Burgoyne, Alec	Irondale	12	M	21:10.04	6:48.78	4:14.00
134	---	4072 - Adams, Francis	Burnsville	10	M	21:10.81	6:49.03	4:14.16
135	95	4529 - Polich, Dylan.	Osseo	10	M	21:11.39	6:49.22	4:14.27

136	---	4982 - Stuart, Blake	STMA	10	M	21:12.81	6:49.67	4:14.56
137	96	4795 - Cullen, Jack	St Louis Park	10	M	21:13.79	6:49.99	4:14.75
138	---	4094 - Kittams, Cullen	Burnsville	12	M	21:14.26	6:50.14	4:14.85
139	---	4709 - Hubred, Henry	Robbinsdale Armstrong	10	M	21:15.10	6:50.41	4:15.01
140	97	4528 - Peterson, Eli	Osseo	9	M	21:15.26	6:50.46	4:15.05
141	---	3965 - Thompson, Dain	Anoka	11	M	21:16.49	6:50.86	4:15.29
142	98	4227 - Stevermer, Daniel	Cretin-Derham Hall	11	M	21:17.72	6:51.25	4:15.54
143	---	4153 - Oldroyd, Zac	Champlin Park	9	M	21:18.08	6:51.37	4:15.61
144	99	4224 - Mische, Owen	Cretin-Derham Hall	10	M	21:18.76	6:51.59	4:15.75
145	---	4029 - Pihart, Charlie	Benilde-St Margaret	9	M	21:20.04	6:52.00	4:16.00
146	---	4115 - Wong, Darren	Burnsville	9	M	21:20.16	6:52.04	4:16.03
147	100	4818 - Schwietering, Will	St Louis Park	9	M	21:25.29	6:53.69	4:17.05
148	---	4132 - Irigoien, Joanes	Champlin Park	12	M	21:28.54	6:54.74	4:17.70
149	---	5053 - Scovil, Nick	Totino Grace	12	M	21:31.22	6:55.60	4:18.24
150	---	4008 - Herndon, Kameron	Benilde-St Margaret	12	M	21:31.41	6:55.66	4:18.28
151	---	4100 - McGovern, Zach	Burnsville	12	M	21:35.79	6:57.07	4:19.15
152	---	4584 - Froelich, 	Park-Cottage	12	M	21:37.29	6:57.55	4:19.45

		Hunter	Grove					
153	---	4952 - Beckstrom, Coty	STMA	11	M	21:38.74	6:58.02	4:19.74
154	---	4713 - Link, Jacob	Robbinsdale Armstrong	10	M	21:39.29	6:58.20	4:19.85
155	---	4161 - Sparke, Griffin	Champlin Park	9	M	21:42.37	6:59.19	4:20.47
156	101	4222 - Keeley, Owen	Cretin-Derham Hall	11	M	21:44.22	7:00.2	4:20.84
157	---	4244 - Koster, Devin	Irondale	12	M	21:44.22	7:00.2	4:20.84
158	---	4814 - Rost, Carter	St Louis Park	9	M	21:46.47	7:00.51	4:21.29
159	102	4550 - McElwee, Justice	Park Center	9	M	21:46.47	7:00.51	4:21.29
160	---	4027 - Meshbeshher, Harry	Benilde-St Margaret	9	M	21:48.54	7:01.17	4:21.70
161	---	4006 - Gallaher, Brendan	Benilde-St Margaret	11	M	21:49.91	7:01.61	4:21.98
162	---	4813 - Plantz, Rakesh	St Louis Park	9	M	21:51.74	7:02.20	4:22.34
163	---	3927 - Guimont, Jack	Anoka	10	M	21:51.74	7:02.20	4:22.34
164	103	4548 - Krolnik, Nicholas	Park Center	10	M	21:56.43	7:03.71	4:23.28
165	104	4313 - Groos, John	Minneapolis South	11	M	21:56.83	7:03.84	4:23.36
166	105	4867 - Beckman, Arlo	St Paul Como Park	11	M	21:58.04	7:04.23	4:23.60
167	---	5042 - Halvorson, Corbin	Totino Grace	11	M	21:59.29	7:04.63	4:23.85
168	---	4754 - Thomas, Zachary	Robbinsdale Cooper	12	M	22:00.93	7:05.16	4:24.18

169	---	4256 - Welsch, Brady	Irondale	11	M	22:01.54	7:05.36	4:24.30
170	---	4122 - Eerdmans, Owen	Champlin Park	9	M	22:02.79	7:05.76	4:24.55
171	---	4741 - Todhunter, Jordan	Robbinsdale Armstrong	12	M	22:02.97	7:05.82	4:24.59
172	---	4237 - Fluth, David	Irondale	9	M	22:03.58	7:06.01	4:24.71
173	---	4907 - Kelly, John	St Paul Highland Park	12	M	22:04.79	7:06.40	4:24.95
174	106	4519 - Kisch, Konrad	Osseo	10	M	22:05.39	7:06.60	4:25.07
175	---	4705 - Hanson, Tor	Robbinsdale Armstrong	10	M	22:05.72	7:06.70	4:25.14
176	---	4650 - Yang, Anthony	Park-Cottage Grove	10	M	22:07.04	7:07.13	4:25.40
177	107	4513 - Dahms, Ethan	Osseo	10	M	22:07.04	7:07.13	4:25.40
178	108	4780 - McGhee, Tavin	Spring Lake Park	11	M	22:08.06	7:07.46	4:25.61
179	---	4232 - Bleskachek, Noah	Irondale	9	M	22:09.20	7:07.82	4:25.83
180	---	3936 - Kraemer, Trevor	Anoka	10	M	22:11.04	7:08.42	4:26.20
181	---	4009 - Hower, John	Benilde-St Margaret	11	M	22:12.76	7:08.97	4:26.55
182	---	5051 - Schmitz, Brock	Totino Grace	11	M	22:14.18	7:09.43	4:26.83
183	---	4894 - Boylan, Ian	St Paul Highland Park	10	M	22:17.24	7:10.41	4:27.44
184	109	4542 - Christianson, Jonathan	Park Center	9	M	22:17.26	7:10.42	4:27.45
185	---	3944 - Meyers, Alex	Anoka	12	M	22:19.49	7:11.14	4:27.89

186	---	4015 - Laterall, Lucas	Benilde-St Margaret	12	M	22:20.29	7:11.39	4:28.05
187	---	4961 - Conrad, Nathan	STMA	11	M	22:21.29	7:11.71	4:28.25
188	110	4559 - Stansberry, Michael	Park Center	11	M	22:21.51	7:11.79	4:28.30
189	---	4739 - Spielman, Noah	Robbinsdale Armstrong	11	M	22:22.56	7:12.12	4:28.51
190	---	3912 - Culley, Nathan	Anoka	9	M	22:24.97	7:12.90	4:28.99
191	---	4711 - Lee, Sean	Robbinsdale Armstrong	10	M	22:25.18	7:12.97	4:29.03
192	---	4030 - Pollei, Collin	Benilde-St Margaret	10	M	22:25.79	7:13.16	4:29.15
193	111	4785 - Sheedlo, Sam	Spring Lake Park	8	M	22:30.04	7:14.53	4:30.00
194	---	4919 - Strautman, Drew	St Paul Highland Park	10	M	22:33.91	7:15.78	4:30.78
195	112	4221 - Kampmeier, Earl	Cretin-Derham Hall	11	M	22:35.29	7:16.22	4:31.05
196	113	4784 - Ripken, Kieran	Spring Lake Park	9	M	22:35.93	7:16.43	4:31.18
197	---	3933 - Kertz, Ethan	Anoka	10	M	22:35.93	7:16.43	4:31.18
198	---	3911 - Craven, Ben	Anoka	12	M	22:37.79	7:17.03	4:31.55
199	---	3917 - Eckley, Jarin	Anoka	11	M	22:38.08	7:17.12	4:31.61
200	114	4871 - Cordin, Ulysse	St Paul Como Park	11	M	22:38.81	7:17.35	4:31.76
201	---	4166 - Toweh, Philip	Champlin Park	12	M	22:39.41	7:17.55	4:31.88
202	115	4778 - Hjulberg,	Spring Lake	8	M	22:41.43	7:18.20	4:32.28

		Andrew	Park					
203	---	5055 - Stoesz, Christopher	Totino Grace	11	M	22:41.85	7:18.33	4:32.36
204	116	4515 - Hainlen, David	Osseo	12	M	22:42.47	7:18.53	4:32.49
205	---	4250 - Parlin, Sam	Irondale	9	M	22:43.04	7:18.72	4:32.60
206	117	4218 - Jaschke, Karl	Cretin-Derham Hall	12	M	22:43.18	7:18.76	4:32.63
207	118	4868 - Boler, Stephen	St Paul Como Park	11	M	22:44.37	7:19.14	4:32.87
208	---	4592 - Kraft, Evan	Park-Cottage Grove	8	M	22:47.79	7:20.24	4:33.55
209	---	4735 - Sanders, Nicolas	Robbinsdale Armstrong	11	M	22:48.97	7:20.62	4:33.79
210	119	4520 - Kjome, Nick	Osseo	9	M	22:51.85	7:21.55	4:34.36
211	---	4748 - Horgan, Thomas	Robbinsdale Cooper	9	M	22:56.89	7:23.17	4:35.37
212	---	4963 - Hobza, Hinton	STMA	11	M	22:57.79	7:23.46	4:35.55
213	---	4802 - Jensen, Tanner	St Louis Park	10	M	22:59.04	7:23.86	4:35.80
214	---	4702 - Brecheisen, Alex	Robbinsdale Armstrong	10	M	23:00.16	7:24.23	4:36.03
215	---	4812 - Perkins, Collin	St Louis Park	11	M	23:00.29	7:24.27	4:36.05
216	---	4011 - Johnson, Charles	Benilde-St Margaret	9	M	23:00.56	7:24.35	4:36.11
217	120	4540 - Ayers- Moran, William	Park Center	8	M	23:03.81	7:25.40	4:36.76
218	---	4146 - Maierhofer, Alex	Champlin Park	10	M	23:05.79	7:26.04	4:37.15
219	---	3918 - Fleischman, Avery	Anoka	11	M	23:11.35	7:27.83	4:38.26

220	---	4516 - Hamel, Michael	Osseo	10	M	23:12.54	7:28.21	4:38.50
221	121	4547 - Harris, Joylus	Park Center	9	M	23:19.28	7:30.38	4:39.85
222	---	4111 - Valois, Jared	Burnsville	11	M	23:19.79	7:30.54	4:39.95
223	---	4873 - Deal, Bruce	St Paul Como Park	10	M	23:20.33	7:30.72	4:40.06
224	---	4125 - Fjellman, Erik	Champlin Park	10	M	23:21.04	7:30.95	4:40.20
225	---	4807 - Kraemer, John	St Louis Park	11	M	23:21.10	7:30.97	4:40.22
226	---	4978 - Scriver, Eric	STMA	10	M	23:21.51	7:31.10	4:40.30
227	---	4541 - Beattie, Cole	Park Center	8	M	23:21.51	7:31.10	4:40.30
228	---	4545 - Ernst, Johnathan	Park Center	10	M	23:22.95	7:31.56	4:40.58
229	---	4243 - Johnson, Cole	Irondale	9	M	23:23.35	7:31.69	4:40.66
230	---	4026 - Matson, Tyler	Benilde-St Margaret	12	M	23:26.81	7:32.80	4:41.36
231	---	4038 - Tremblay, Remy	Benilde-St Margaret	11	M	23:27.22	7:32.94	4:41.44
232	---	4024 - Madden, William	Benilde-St Margaret	12	M	23:27.81	7:33.13	4:41.56
233	---	4039 - Turritin, Tucker	Benilde-St Margaret	10	M	23:29.24	7:33.59	4:41.84
234	---	4874 - Eldrige, Earl	St Paul Como Park	11	M	23:29.85	7:33.78	4:41.97
235	---	4556 - Somers, Jason	Park Center	8	M	23:30.08	7:33.86	4:42.01
236	---	3998 - Benning, George	Benilde-St Margaret	12	M	23:30.45	7:33.97	4:42.08

237	---	4042 - Zeman, Cole	Benilde-St Margaret	10	M	23:30.81	7:34.09	4:42.16
238	---	4004 - Christenson, Peter	Benilde-St Margaret	12	M	23:31.14	7:34.20	4:42.22
239	---	4023 - Madden, Harry	Benilde-St Margaret	9	M	23:31.47	7:34.30	4:42.29
240	---	4002 - Burrs- Goetzmann, Riley	Benilde-St Margaret	11	M	23:33.04	7:34.81	4:42.60
241	---	4734 - Rouse, Michael	Robbinsdale Armstrong	11	M	23:34.93	7:35.42	4:42.98
242	---	4160 - Scinicariello, Andrew	Champlin Park	9	M	23:42.29	7:37.79	4:44.45
243	---	3999 - Bianchi, Brian	Benilde-St Margaret	9	M	23:46.54	7:39.15	4:45.30
244	---	4538 - Xiong, Javi	Osseo	10	M	23:50.79	7:40.52	4:46.15
245	---	4022 - Lynch, Sean	Benilde-St Margaret	12	M	23:51.62	7:40.79	4:46.32
246	---	4801 - Holden, Max	St Louis Park	10	M	23:51.62	7:40.79	4:46.32
247	122	4779 - Lawson, Felipe	Spring Lake Park	10	M	23:55.33	7:41.98	4:47.06
248	---	4825 - Zeigle, Leo	St Louis Park	10	M	23:56.93	7:42.50	4:47.38
249	---	4984 - Trushenski, Zac	STMA	11	M	24:06.49	7:45.57	4:49.29
250	123	4781 - Miller, Logan	Spring Lake Park	9	M	24:07.93	7:46.04	4:49.58
251	124	4782 - Putnam, Bennett	Spring Lake Park	11	M	24:27.54	7:52.35	4:53.50
252	---	4589 - Harrison, Mitchell	Park-Cottage Grove	8	M	24:41.03	7:56.69	4:56.20
253	---	4544 - Dodd, Christian	Park Center	8	M	24:58.56	8:02.33	5:00.2

254	---	4116 - Bekken, Kyle	Champlin Park	10	M	25:06.26	8:04.81	5:01.25
255	---	4555 - Reed, Ryan	Park Center	7	M	25:08.79	8:05.63	5:01.75
256	---	4217 - Jandrich, Lucas	Cretin-Derham Hall	11	M	25:12.76	8:06.91	5:02.55
257	---	4955 - Blazek, Danyan	STMA	11	M	25:14.79	8:07.56	5:02.95
258	---	4817 - Schmelzle, Carter	St Louis Park	12	M	25:37.95	8:15.01	5:07.59
259	---	4809 - Michaelsen, Quinn	St Louis Park	9	M	25:45.26	8:17.37	5:09.05
260	---	4985 - Vevea, Connor	STMA	10	M	25:45.85	8:17.56	5:09.16
261	---	4791 - York, Logan	Spring Lake Park	8	M	25:57.83	8:21.41	5:11.56
262	---	4248 - Lyngdal, Joseph	Irondale	7	M	25:57.85	8:21.42	5:11.57
263	---	4953 - Benson, Tristan	STMA	10	M	26:01.72	8:22.66	5:12.34
264	---	4976 - Ruberto, Seth	STMA	9	M	26:08.81	8:24.95	5:13.76
265	---	4877 - Kingson, Jacob	St Paul Como Park	11	M	26:13.79	8:26.55	5:14.75
266	---	4591 - Kilsdonk, Jackson	Park-Cottage Grove	8	M	26:14.06	8:26.64	5:14.81
267	---	4773 - Elleson, Kyle	Spring Lake Park	8	M	26:15.10	8:26.97	5:15.01
268	---	4788 - Walczak, Daniel	Spring Lake Park	8	M	26:15.31	8:27.04	5:15.06
269	---	4876 - Kerr, Jackson	St Paul Como Park	11	M	26:15.51	8:27.10	5:15.10
270	---	4722 - Millard, Carson	Robbinsdale Armstrong	10	M	26:19.97	8:28.54	5:15.99

271	---	4986 - VonRuden, Brett	STMA	11	M	26:31.01	8:32.09	5:18.20
272	---	4522 - McGinley, Nick	Osseo	10	M	26:31.01	8:32.09	5:18.20
273	---	4980 - Strege, Max	STMA	9	M	26:31.81	8:32.35	5:18.36
274	---	4949 - Antoine, Shane	STMA	10	M	26:38.89	8:34.63	5:19.77
275	---	4598 - Nelson, Dakota	Park-Cottage Grove	9	M	26:42.14	8:35.67	5:20.42
276	---	4954 - Benusa, Jonathan	STMA	10	M	27:49.08	8:57.22	5:33.81
277	---	4561 - Vu, Michael	Park Center	12	M	27:52.31	8:58.26	5:34.46
278	---	4967 - McCarthy, Wyatt	STMA	10	M	28:07.04	9:03.00	5:37.40
279	---	4950 - Balken, Ryan	STMA	11	M	28:23.99	9:08.46	5:40.79
280	---	4746 - Dibba, Mo	Robbinsdale Cooper	12	M	28:25.41	9:08.91	5:41.08
281	---	4981 - Strege, Sam	STMA	10	M	28:25.81	9:09.04	5:41.16
282	---	4804 - Kelly, Nolan	St Louis Park	10	M	29:13.33	9:24.34	5:50.66
283	---	4744 - Black, Liam	Robbinsdale Cooper	9	M	31:00.83	9:58.94	6:12.16