

2014-2015 8 & UNDER MEMBERSHIP REPORT



TABLE OF CONTENTS

Background	Page 1
National Analysis	Page 2
Minnesota Analysis	Pages 3-4
2 and 2 Challenge	Pages 5-6
Minnesota's 2014-15 Association Performance	Pages 7-11
District and Local Association Analysis	Pages 12-66
Program Services Contact for Affiliate	Shannon Webster (719) 538-1118/ shannonw@usahockey.org





This report focuses on the foundation of USA Hockey’s player base – the 8 & under age category. It examines the entry-level age group both at the National and Affiliate level for the past five seasons, as well as the past three seasons at the association level. The objective is to help all levels of USA Hockey’s structure understand their past performance and create achievable growth goals for the 2015-16 season.

Recently, concentrated growth efforts in the 8 & under age category have produced positive results:

- 8 & under participation saw an increase for the second year in a row and four out of the last five seasons
- During the 2014-15 season there were 105,925 players; the 2nd highest total in USA Hockey history

To continue increasing participation, USA Hockey’s efforts remain focused on these key initiatives:

- Attracting new players each season
- Retaining players from one season to the next

By increasing the number of players at the 8 & under age level, associations are positively impacting growth at the older age levels. The table below demonstrates that recent growth at the 8 & under age level is improving the larger 9 to 14 age groups, thus supplementing long-term growth.

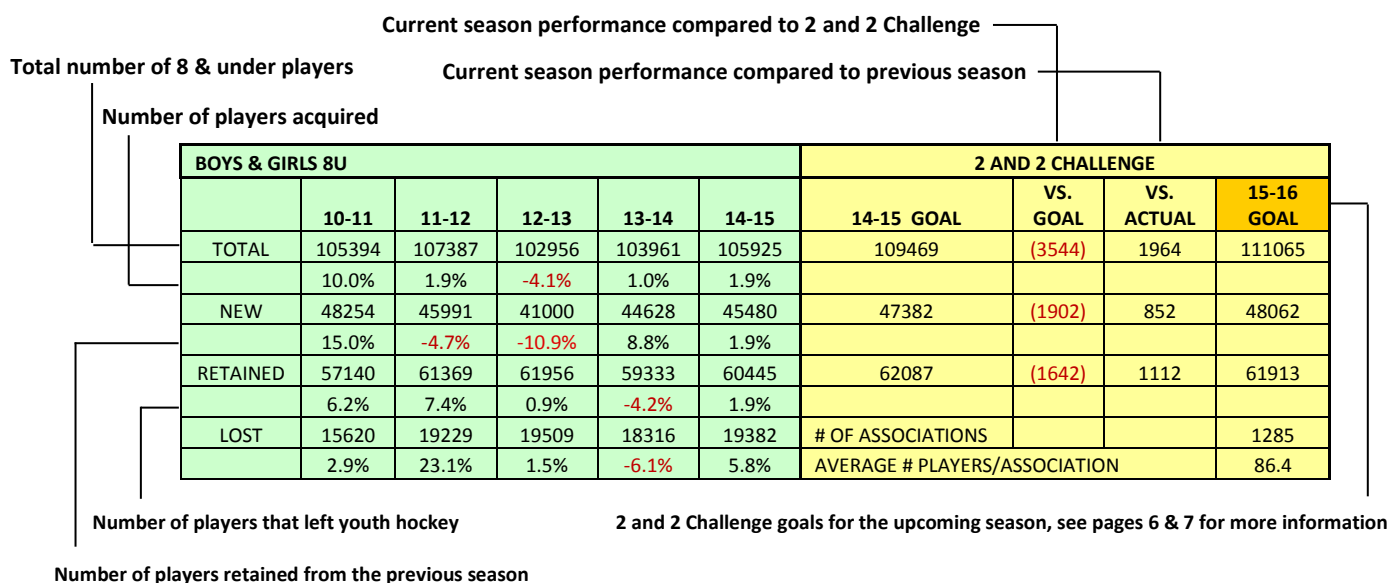
TOTAL BOYS & GIRLS HOCKEY PARTICIPATION: AGES 9 THROUGH 14

	2010-11	2011-12	2012-13	2013-14	2014-15
Participants	171,826	174,884	175,867	177,906	181,107
% increase	1.7%	1.8%	0.6%	1.2%	1.8%

Putting growth initiatives into action requires a coordinated effort between USA Hockey national staff and local youth hockey volunteers. In an effort to work more closely with local associations, USA Hockey has instituted the 2 and 2 Challenge. The 2 and 2 Challenge, further explained on page 5, is a comprehensive program that utilizes existing national growth programs, resources, and tools to help youth hockey leaders grow participation with their local associations. To achieve these growth goals, the 2 and 2 Challenge asks participating associations to add two new players and retain two additional players than the previous season’s total.

Combining established growth initiatives with USA Hockey’s American Development Model will ensure greater skill development and increased participation.

HOW TO READ THE DATA CHARTS IN THIS REPORT





2014-15 KEY TAKEAWAYS—NATIONAL

Total

- In 2014-15, the total number of players ages 8 & under increased by 1,964 (1.9 %) to 105,925.
- With this increase, the 2014-15 season represents the 2nd largest total of players at the 8 & under level in USA Hockey history.

Acquisition

- New players increased from 44,628 to 45,480 in 2014-15, an addition of 852 (1.9 %).
- This is the second consecutive season of growth in new players.

Retention

- Retained players increased by 1,112 (1.9 %) to a total of 60,445.

NATIONAL BOYS AND GIRLS 8U

	10-11	11-12	12-13	13-14	14-15
TOTAL	105394	107387	102956	103961	105925
%	10.0%	1.9%	-4.1%	1.0%	1.9%
NEW	48254	45991	41000	44628	45480
%	15.0%	-4.7%	-10.9%	8.8%	1.9%
RETAINED	57140	61396	61956	59333	60445
%	6.2%	7.4%	0.9%	-4.2%	1.9%
LOST	15620	19229	19509	18316	19382
%	2.9%	23.1%	1.5%	-6.1%	5.8%

NATIONAL BOYS 8U

	10-11	11-12	12-13	13-14	14-15
TOTAL	89907	91199	87805	88168	89386
%	9.7%	1.4%	-3.7%	0.4%	1.4%
NEW	40058	37875	33917	36744	37184
%	15.0%	-5.4%	-10.5%	8.3%	1.2%
RETAINED	49849	53324	53888	51424	52202
%	5.7%	7.0%	1.1%	-4.6%	1.5%
LOST	12350	15149	15308	14559	15304
%	3.5%	22.7%	1.0%	-4.9%	5.1%

NATIONAL GIRLS 8U

	10-11	11-12	12-13	13-14	14-15
TOTAL	15487	16188	15152	15794	16539
%	-1.9%	4.5%	-6.4%	4.2%	4.7%
NEW	8197	8116	7085	7887	8299
%	3.9%	-1.0%	-12.7%	11.3%	5.2%
RETAINED	7290	8072	8067	7907	8240
%	-7.8%	10.7%	-0.1%	-2.0%	4.2%
LOST	3272	4081	4201	3759	4082
%	-13.0%	24.7%	2.9%	-10.5%	8.6%



2014-15 KEY TAKEAWAYS—MINNESOTA

Total

- The total number of players ages 8 & under in Minnesota increased by 402 (2.4%) to 16,848.

Acquisition

- New players decreased by 7 (-0.1%) to 6,405.
- This marked the third decrease in new players in the last four seasons.

Retention

- Retained players increased by 409 (4.1%) to 10,443.
- This was the first increase in retention since the 2011-12 season.

MINNESOTA BOYS AND GIRLS 8U

	10-11	11-12	12-13	13-14	14-15
TOTAL	16936	16837	16142	16446	16848
%	1.5%	-0.6%	-4.1%	1.9%	2.4%
NEW	6598	6349	5667	6412	6405
%	1.1%	-3.8%	-10.7%	13.1%	-0.1%
RETAINED	10338	10488	10475	10034	10443
%	1.7%	1.5%	-0.1%	-4.2%	4.1%
LOST	2352	2468	2438	2248	2364
%	8.6%	4.9%	-1.2%	-7.8%	5.2%

MINNESOTA BOYS 8U

	10-11	11-12	12-13	13-14	14-15
TOTAL	13179	13012	12534	12728	12947
%	0.4%	-1.3%	-3.7%	1.5%	1.7%
NEW	4847	4673	4193	4703	4661
%	0.1%	-3.6%	-10.3%	12.2%	-0.9%
RETAINED	8332	8339	8341	8025	8286
%	0.7%	0.1%	0.0%	-3.8%	3.3%
LOST	1732	1782	1734	1592	1687
%	7.8%	2.9%	-2.7%	-8.2%	6.0%

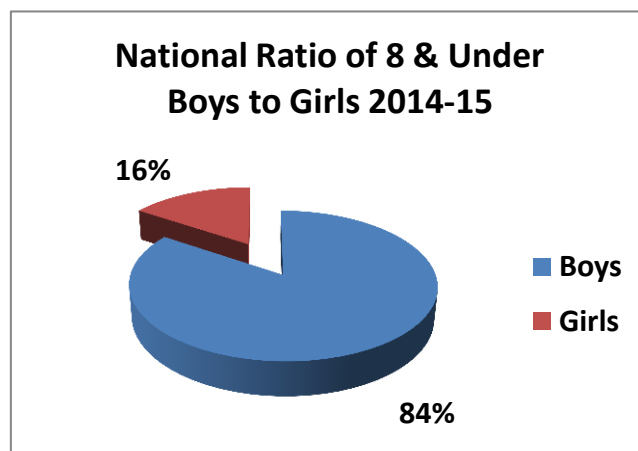
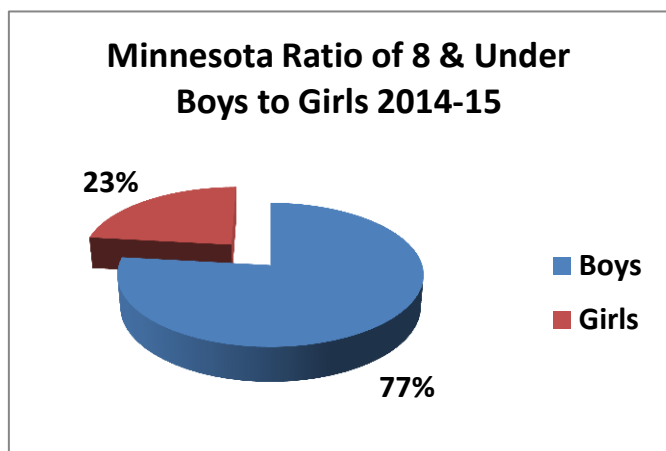
MINNESOTA GIRLS 8U

	10-11	11-12	12-13	13-14	14-15
TOTAL	3757	3825	3608	3718	3901
%	-3.7%	1.8%	-5.7%	3.0%	4.9%
NEW	1752	1676	1474	1710	1744
%	0.5%	-4.3%	-12.1%	16.0%	2.0%
RETAINED	2005	2149	2134	2008	2157
%	-7.0%	7.2%	-0.7%	-5.9%	7.4%
LOST	620	686	704	657	677
%	-8.4%	10.6%	2.6%	-6.7%	3.0%

RATIO OF BOYS TO GIRLS—8 & UNDERS

Minnesota: Boys represented 77% of all 8 & under youth hockey participants, while girls represented 23%.

National: Boys represented 84% of all 8 & under youth hockey participants, while girls represented 16%.



RETENTION INCREASES WITH AGE

Youth hockey retention increases with both age and seasons accrued. While retention rates increase from 10 & under on up, the overall growth of hockey relies on acquiring more 8 & under players.

Minnesota's retention results for 2014-15 by age segment:

- 37.6% of all 4 Year Olds returned as 5 Year Olds
- 63.4% of all 5 Year Olds returned as 6 Year Olds
- 78.4% of all 6 Year Olds returned as 7 Year Olds
- 84.7% of all 7 Year Olds returned as 8 Year Olds

- 91.9% of all 10 & under returned in 2014-15
- 96.4% of all 12 & under returned in 2014-15
- 97.6% of all 14 & under returned in 2014-15

National Average 37.4%
 National Average 55.2%
 National Average 70.1%
 National Average 77.2%

National Average 86.0%
 National Average 91.6%
 National Average 94.5%



2 AND 2 CHALLENGE

The 2 and 2 Challenge is a comprehensive growth program for local associations. It is a blueprint that guides youth hockey leadership through national programs and tools to reach their growth goals of acquiring two additional players and retaining two more players than last season.

To complete the 2 and 2 Challenge, associations utilize three programs that drive growth – **Retention**, **Acquisition** & **Conversion**.

RETENTION—*Welcome Back Week* September 14th- 20th

Reaching out with a personal invitation to return to youth hockey is crucial. For this program, associations coordinate phone calls inviting families back to youth hockey.



ACQUISITION—*Try Hockey For Free Days* November 7th & February 20th

Try Hockey events provide associations the opportunity to attract new families to the rink. Last season over 25,000 kids were introduced to youth hockey through this program.



CONVERSION—*Transition Program*

Children that sample youth hockey don't always become new hockey players. A low-cost, low-commitment program to easily transition families from trying hockey to participating in youth hockey programs will significantly increase the likelihood of adding more players. Examples of how this can be achieved is offering a Learn-to-Play program or mixing prospective players into existing beginner programs.



By taking advantage of these national programs, participating associations will be nationally recognized as achieving the 2 and 2 Challenge and be rewarded for their efforts.

To learn more and to accept the 2 and 2 Challenge, visit www.2and2Challenge.com or call (719) 538-1124.





2 AND 2 CHALLENGE GOALS

ASSOCIATION

The 2 and 2 Challenge goals for every association are to add two additional new players and retain two more players than the previous season's 8 & under player total.

Below is an example of an association that achieved their 2 and 2 Challenge goals from this past season and their new goals for 2015-16:

Previous three seasons results				2 and 2 Challenge results and goals			
BOYS & GIRLS_8 & UNDER				2 AND 2 CHALLENGE			
	12-13	13-14	14-15	14-15 GOAL	VS. GOAL	VS. ACTUAL	15-16 GOAL
TOTAL	71	64	79	68	11	15	83
NEW	37	32	42	34	8	10	44
RETAINED	34	32	37	34	3	5	39
LOST	23	25	15				

If the 2 and 2 Challenge goals are achieved again in 2015-16, this program will enjoy a 5.1% increase.

- **TOTAL:** 44 new + 39 retained = 83 total players
- **NEW:** 42 + 2 = 44 new players
- **RETAINED:** 37 + 2 = 39 retained players

MINNESOTA

MINNESOTA	2014-15 GOAL	2014-15 ACTUAL	2015-16 GOAL
TOTAL	17,026	16,848	17,396
NEW	6,702	6,405	6,679
RETAINED	10,324	10,443	10,717

Based on 137 associations that registered 5 players or more, the 2015-16 goals are:

- **TOTAL:** 16,648 + 548 = **17,396 (4.5%)**
- **NEW:** 6,405 + 274 = **6,679 (4.3%)**
- **RETAINED:** 10,443 + 274 = **10,717 (2.6%)**

NATIONAL

NATIONAL	2014-15 GOAL	2014-15 ACTUAL	2015-16 GOAL
TOTAL	109,469	105,925	111,065
NEW	47,382	45,480	48,050
RETAINED	62,087	60,445	63,015

Based on 1,285 associations that registered 5 players or more, the 2015-16 goals are:

- **TOTAL:** 105,925 + 5,140 = **111,065 (4.9%)**
- **NEW:** 45,480 + 2,570 = **48,050 (5.7%)**
- **RETAINED:** 60,445 + 2,570 = **63,015 (4.3%)**



ASSOCIATIONS ACCOMPLISHING THEIR 2 AND 2 CHALLENGE GOALS

While many associations experienced growth, Bemidji Youth Hockey Association, Blackduck Youth Skating Association, Blaine Youth Hockey, Buffalo Youth Hockey Association, Centennial Youth Hockey Association, Detroit Lakes Youth Hockey Association, Duluth Amateur Hockey Association, Eagan Hockey Association, Elk River Youth Hockey Association, Jefferson Youth Hockey Association, Minneapolis Hockey Association, Osseo/Maple Grove Hockey Assoc Mites, Princeton Youth Hockey Association, Prior Lake/Savage Hockey Association, Rosemount Area Hockey Association, Sauk Center Youth Hockey Association, Sauk Rapids Youth Hockey, St. Francis Youth Hockey Association, St. Louis Park Youth Hockey Association, St. Michael/Albertville Youth Hockey, St. Peter Hockey Association, Two Harbors Youth Hockey Association, Windom Youth Hockey Association, and Wayzata Youth Hockey Association Mites successfully met their 2 and 2 Challenge goals of growing by two for both new and retained players.

MINNESOTA'S 2014-15 ASSOCIATION PERFORMANCE

<u>Association</u>	<u>Net Growth</u>
1. Johnson Area Hockey Association	+71
2. Bemidji Youth Hockey Association	+64
3. Jefferson Youth Hockey Association	+59
4. Princeton Youth Hockey Association	+54
5. St. Michael/Albertville Youth Hockey	+48
6. Blaine Youth Hockey	+45
7. Farmington Youth Hockey Association	+45
8. Mounds View Youth Hockey Association	+41
9. Osseo/Maple Grove Hockey Assoc Mites	+37
10. Wayzata Youth Hockey Association Mites	+32
11. Mahtomedi Youth Hockey Association	+29
12. Monticello-Annandale-Maple Lake	+28
13. Duluth Amateur Hockey Association	+27
14. Rosemount Area Hockey Association	+26
15. Prior Lake/Savage Hockey Association	+25
16. Centennial Youth Hockey Association	+21
17. Two Harbors Youth Hockey Association	+19
18. Waconia Youth Hockey Association	+17
19. Lake of the Woods Youth Hockey	+16
20. Minnetonka	+16



21. St. Peter Hockey Association	+16
22. Detroit Lakes Youth Hockey Association	+15
23. Sauk Rapids Youth Hockey	+15
24. Sartell Youth Hockey Association	+14
25. North Branch Hockey Association	+13
26. Rogers Youth Hockey Association	+13
27. Stillwater Hockey Association	+13
28. Waseca Hockey Association	+13
29. Sauk Centre Youth Hockey Association	+12
30. St Louis Park Youth Hockey Association	+12
31. Woodbury Area Hockey Club	+12
32. Bagley Youth Hockey Association	+11
33. Buffalo Youth Hockey Association	+11
34. Crookston Parks & Recreation Department	+11
35. Eagan Hockey Association	+10
36. Minneapolis Hockey Association	+10
37. Windom Youth Hockey Association	+10
38. Hibbing Youth Hockey Association	+9
39. New Prague Hockey Association	+9
40. Proctor Amateur Hockey Association	+9
41. St. Francis Youth Hockey Assn	+9
42. Hutchinson Youth Hockey Association	+8
43. Anoka Area Hockey Association	+7
44. Blackduck Youth Skating Association	+7
45. Hallock Hockey Association	+7
46. Little Falls Youth Hockey Association	+7
47. Sibley Area Youth Hockey – WSPYAA	+7
48. Spring Lake Park Youth Hockey	+7
49. Armstrong/Cooper	+6
50. Elk River Youth Hockey Association	+6



51. Fergus Falls Hockey Association	+6
52. North St Paul Hockey Association	+6
53. Alexandria Area Hockey Association	+5
54. Greenway Amateur Hockey Association	+4
55. Lakeville Hockey Association	+4
56. Redwood Falls Hockey Association	+4
57. Andover Huskies Youth Hockey Association	+3
58. Apple Valley Youth Hockey Association	+3
59. Cambridge/Isanti Hockey Association	+3
60. Esko Hockey Association	+3
61. Grand Rapids Amateur Hockey	+3
62. Moose Lake Area Hockey Association	+3
63. New Ulm Hockey Association	+3
64. St. Cloud Youth Hockey Association	+3
65. Carlton Amateur Hockey Association	+2
66. Inver Grove Heights Hockey Association	+2
67. Luverne Hockey Association	+2
68. Moorhead Youth Hockey Association	+2
69. Walker Youth Hockey Association (Leech Lake Area Hockey Association)	+2
70. Warroad Minor Hockey Club	+2
71. Worthington Hockey Association Inc.	+2
72. Chisago Lakes Hockey Association	+1
73. Cottage Grove Athletic Association	+1
74. Forest Lake Hockey Association	+1
75. Northfield Hockey Association	+1
76. Shakopee Hockey Association	+1
77. Silver Bay Blue Line Club	+1
78. St. Paul Capitals Hockey Association (Highland/Central Hockey Association)	+1
79. Brainerd Amateur Hockey Association	0
80. Long Prairie Hockey	0



81. MNH Special Hockey	0
82. Roseau Amateur Hockey Association	0
83. South St. Paul Youth Hockey Association	0
84. Twig Hockey Association	0
85. Chaska/Chanhassen Hockey Association	-1
86. Dodge County Youth Hockey Association	-1
87. Langford Park	-1
88. North Metro Area Hockey Association	-1
89. Owatonna Youth Hockey Association	-1
90. Virginia Amateur Hockey Association	-1
91. Wadena Hockey Association	-1
92. Marshall Amateur Hockey Association	-2
93. Morris Hockey Association	-2
94. Park Rapids Amateur Hockey Association	-2
95. Benson Hockey Association	-3
96. Delano Area Youth Hockey Association (Crow River Hockey Association)	-3
97. Hermantown Amateur Hockey Association	-3
98. Hopkins Youth Hockey	-3
99. Tartan Area Youth Hockey Association	-3
100. Roseville Area Youth Hockey Association	-4
101. Tri City United (Montgomery Hockey Association)	-4
102. Becker/Big Lake Youth Hockey Association	-5
103. Pine City Youth Hockey	-5
104. White Bear Lake Hockey & Skating Assoc	-5
105. Austin Youth Hockey Association	-6
106. Ely Blue Line Club	-6
107. Red Lake Falls Blue Line Club	-6
108. Thief River Falls Amateur Hockey	-6
109. City of Lake Hockey	-7
110. Orono Hockey Association	-7



111. Coon Rapids Hockey Association	-8
112. East Grand Forks Parks and Recreation	-8
113. Eveleth/Gilbert Recreation Commission	-8
114. International Falls Rec Hockey Assoc	-8
115. Northern Lakes Youth Hockey (Aitkin/Crosby/Ironton Hockey)	-8
116. Hastings Hockey Boosters	-9
117. Mesabi East	-10
118. River Lakes Hockey Inc.	-10
119. Cloquet Amateur Hockey Association	-11
120. Edina Hockey Association	-11
121. Hinckley Youth Hockey Association	-11
122. Mora Area Youth Recreation Association	-11
123. Lacrescent Youth Hockey	-12
124. Champlin Park	-13
125. Burnsville Hockey Club	-14
126. Litchfield/Dassel-Cokato Youth Hockey	-16
127. Mound/Westonka Hockey Association	-16
128. Rochester Youth Hockey Association	-16
129. Irondale Youth Hockey Association	-17
130. Red Wing Amateur Hockey Association	-21
131. Mankato Youth Hockey Association	-24
132. Eastview Hockey Association	-26
133. Edgcumbe Youth Hockey	-27
134. Fairmont Youth Hockey Association	-37
135. Kennedy Hockey Booster Club	-37
136. Faribault Hockey Association	-50
137. Eden Prairie Hockey Association	-65



MINNESOTA DISTRICTS

DISTRICT 1

DISTRICT 1 - BOYS & GIRLS_8 & UNDER				# OF ASSOCIATIONS	3
	12-13	13-14	14-15	*NOT INCLUDED:	
TOTAL	208	208	173		
NEW	92	93	65		
RETAINED	116	115	108		
LOST	48	33	38		

MNH0119 CITY OF LAKE HOCKEY

BOYS & GIRLS_8 & UNDER				2 AND 2 CHALLENGE			
	12-13	13-14	14-15	14-15 GOAL	VS. GOAL	VS. ACTUAL	15-16 GOAL
TOTAL	60	61	54	65	(11)	(7)	58
NEW	21	24	20	26	(6)	(4)	22
RETAINED	39	37	34	39	(5)	(3)	36
LOST	8	9	10				

BOYS_8 & UNDER				GIRLS_8 & UNDER			
	12-13	13-14	14-15		12-13	13-14	14-15
TOTAL	47	47	39	TOTAL	13	14	15
NEW	16	16	14	NEW	5	8	6
RETAINED	31	31	25	RETAINED	8	6	9
LOST	5	6	4	LOST	3	3	6
RATIO BOYS TO GIRLS			72.2%				27.8%

MNH0118 EDGCUMBE YOUTH HOCKEY

BOYS & GIRLS_8 & UNDER				2 AND 2 CHALLENGE			
	12-13	13-14	14-15	14-15 GOAL	VS. GOAL	VS. ACTUAL	15-16 GOAL
TOTAL	100	106	79	110	(31)	(27)	83
NEW	54	53	28	55	(27)	(25)	30
RETAINED	46	53	51	55	(4)	(2)	53
LOST	31	22	22				

BOYS_8 & UNDER				GIRLS_8 & UNDER			
	12-13	13-14	14-15		12-13	13-14	14-15
TOTAL	84	92	67	TOTAL	16	14	12
NEW	45	47	24	NEW	9	6	4
RETAINED	39	45	43	RETAINED	7	8	8
LOST	26	17	19	LOST	5	5	3
RATIO BOYS TO GIRLS			84.8%				15.2%



MNH0127 LANGFORD PARK

BOYS & GIRLS_8 & UNDER				2 AND 2 CHALLENGE			
	12-13	13-14	14-15	14-15 GOAL	VS. GOAL	VS. ACTUAL	15-16 GOAL
TOTAL	48	41	40	45	(5)	(1)	44
NEW	17	16	17	18	(1)	1	19
RETAINED	31	25	23	27	(4)	(2)	25
LOST	9	2	6				

BOYS_8 & UNDER				GIRLS_8 & UNDER			
	12-13	13-14	14-15		12-13	13-14	14-15
TOTAL	35	32	32	TOTAL	13	9	8
NEW	10	12	15	NEW	7	4	2
RETAINED	25	20	17	RETAINED	6	5	6
LOST	6	0	3	LOST	3	2	3
RATIO BOYS TO GIRLS			80.0%				20.0%



DISTRICT 2

DISTRICT 2 - BOYS & GIRLS 8 & UNDER				# OF ASSOCIATIONS	9
	12-13	13-14	14-15	*NOT INCLUDED:	
TOTAL	1638	1695	1774		
NEW	614	677	693		
RETAINED	1024	1018	1081		
LOST	247	222	223		

MNH0210 FOREST LAKE HOCKEY ASSOCIATION

BOYS & GIRLS 8 & UNDER				2 AND 2 CHALLENGE			
	12-13	13-14	14-15	14-15 GOAL	VS. GOAL	VS. ACTUAL	15-16 GOAL
TOTAL	266	261	262	265	(3)	1	266
NEW	104	112	92	114	(22)	(20)	94
RETAINED	162	149	170	151	19	21	172
LOST	64	60	50				

BOYS 8 & UNDER				GIRLS 8 & UNDER			
	12-13	13-14	14-15		12-13	13-14	14-15
TOTAL	199	204	202	TOTAL	67	57	60
NEW	75	80	62	NEW	29	32	30
RETAINED	124	124	140	RETAINED	38	25	30
LOST	49	36	29	LOST	15	24	21
RATIO BOYS TO GIRLS			77.1%				22.9%

MNH0120 ST. PAUL CAPITALS HOCKEY ASSOCIATION (HIGHLAND/CENTRAL HOCKEY ASSOCIATION)

BOYS & GIRLS 8 & UNDER				2 AND 2 CHALLENGE			
	12-13	13-14	14-15	14-15 GOAL	VS. GOAL	VS. ACTUAL	15-16 GOAL
TOTAL	123	132	133	136	(3)	1	137
NEW	50	48	54	50	4	6	56
RETAINED	73	84	79	86	(7)	(5)	81
LOST	14	13	20				

BOYS 8 & UNDER				GIRLS 8 & UNDER			
	12-13	13-14	14-15		12-13	13-14	14-15
TOTAL	92	104	112	TOTAL	31	28	21
NEW	35	34	44	NEW	15	14	10
RETAINED	57	70	68	RETAINED	16	14	11
LOST	9	8	11	LOST	5	5	9
RATIO BOYS TO GIRLS			84.2%				15.8%



MNH0211 MAHTOMEDI YOUTH HOCKEY ASSOCIATION

BOYS & GIRLS_8 & UNDER				2 AND 2 CHALLENGE			
	12-13	13-14	14-15	14-15 GOAL	VS. GOAL	VS. ACTUAL	15-16 GOAL
TOTAL	148	167	196	171	25	29	200
NEW	49	56	88	58	30	32	90
RETAINED	99	111	108	113	(5)	(3)	110
LOST	14	9	16				

BOYS_8 & UNDER				GIRLS_8 & UNDER			
	12-13	13-14	14-15		12-13	13-14	14-15
TOTAL	117	135	152	TOTAL	31	32	44
NEW	37	43	59	NEW	12	13	29
RETAINED	80	92	93	RETAINED	19	19	15
LOST	12	6	9	LOST	2	3	7
RATIO BOYS TO GIRLS			77.6%				22.4%

MNH0203 MOUNDS VIEW YOUTH HOCKEY ASSOCIATION

BOYS & GIRLS_8 & UNDER				2 AND 2 CHALLENGE			
	12-13	13-14	14-15	14-15 GOAL	VS. GOAL	VS. ACTUAL	15-16 GOAL
TOTAL	145	158	199	162	37	41	203
NEW	45	58	109	60	49	51	111
RETAINED	100	100	90	102	(12)	(10)	92
LOST	20	15	14				

BOYS_8 & UNDER				GIRLS_8 & UNDER			
	12-13	13-14	14-15		12-13	13-14	14-15
TOTAL	112	115	149	TOTAL	33	43	50
NEW	32	39	82	NEW	13	19	27
RETAINED	80	76	67	RETAINED	20	24	23
LOST	13	11	11	LOST	7	4	3
RATIO BOYS TO GIRLS			74.9%				25.1%

MNH0204 NORTH ST PAUL HOCKEY ASSOCIATION

BOYS & GIRLS_8 & UNDER				2 AND 2 CHALLENGE			
	12-13	13-14	14-15	14-15 GOAL	VS. GOAL	VS. ACTUAL	15-16 GOAL
TOTAL	81	61	67	65	2	6	71
NEW	44	23	31	25	6	8	33
RETAINED	37	38	36	40	(4)	(2)	38
LOST	17	25	12				

BOYS_8 & UNDER				GIRLS_8 & UNDER			
	12-13	13-14	14-15		12-13	13-14	14-15
TOTAL	59	50	61	TOTAL	22	11	6
NEW	28	19	29	NEW	16	4	2
RETAINED	31	31	32	RETAINED	6	7	4
LOST	9	14	8	LOST	8	11	4
RATIO BOYS TO GIRLS			91.0%				9.0%



MNH0205 ROSEVILLE AREA YOUTH HOCKEY ASSOCIATION

BOYS & GIRLS_8 & UNDER				2 AND 2 CHALLENGE			
	12-13	13-14	14-15	14-15 GOAL	VS. GOAL	VS. ACTUAL	15-16 GOAL
TOTAL	174	170	166	174	(8)	(4)	170
NEW	74	66	70	68	2	4	72
RETAINED	100	104	96	106	(10)	(8)	98
LOST	24	22	23				

BOYS_8 & UNDER				GIRLS_8 & UNDER			
	12-13	13-14	14-15		12-13	13-14	14-15
TOTAL	131	127	123	TOTAL	43	43	43
NEW	54	44	50	NEW	20	22	20
RETAINED	77	83	73	RETAINED	23	21	23
LOST	18	13	15	LOST	6	9	8
RATIO BOYS TO GIRLS			74.1%				25.9%

MNH0206 STILLWATER HOCKEY ASSOCIATION

BOYS & GIRLS_8 & UNDER				2 AND 2 CHALLENGE			
	12-13	13-14	14-15	14-15 GOAL	VS. GOAL	VS. ACTUAL	15-16 GOAL
TOTAL	328	309	322	313	9	13	326
NEW	123	114	102	116	(14)	(12)	104
RETAINED	205	195	220	197	23	25	222
LOST	38	37	30				

BOYS_8 & UNDER				GIRLS_8 & UNDER			
	12-13	13-14	14-15		12-13	13-14	14-15
TOTAL	259	232	238	TOTAL	69	77	84
NEW	89	72	73	NEW	34	42	29
RETAINED	170	160	165	RETAINED	35	35	55
LOST	32	30	21	LOST	6	7	9
RATIO BOYS TO GIRLS			73.9%				26.1%

MNH0207 TARTAN AREA YOUTH HOCKEY ASSOCIATION

BOYS & GIRLS_8 & UNDER				2 AND 2 CHALLENGE			
	12-13	13-14	14-15	14-15 GOAL	VS. GOAL	VS. ACTUAL	15-16 GOAL
TOTAL	127	127	124	131	(7)	(3)	128
NEW	43	51	41	53	(12)	(10)	43
RETAINED	84	76	83	78	5	7	85
LOST	16	12	10				

BOYS_8 & UNDER				GIRLS_8 & UNDER			
	12-13	13-14	14-15		12-13	13-14	14-15
TOTAL	89	91	99	TOTAL	38	36	25
NEW	31	36	35	NEW	12	15	6
RETAINED	58	55	64	RETAINED	26	21	19
LOST	13	9	8	LOST	3	3	2
RATIO BOYS TO GIRLS			79.8%				20.2%



MNH0208 WHITE BEAR LAKE HOCKEY & SKATING ASSOC

BOYS & GIRLS_8 & UNDER				2 AND 2 CHALLENGE			
	12-13	13-14	14-15	14-15 GOAL	VS. GOAL	VS. ACTUAL	15-16 GOAL
TOTAL	246	310	305	314	(9)	(5)	309
NEW	82	149	106	151	(45)	(43)	108
RETAINED	164	161	199	163	36	38	201
LOST	40	29	48				

BOYS_8 & UNDER				GIRLS_8 & UNDER			
	12-13	13-14	14-15		12-13	13-14	14-15
TOTAL	205	238	228	TOTAL	41	72	77
NEW	64	109	74	NEW	18	40	32
RETAINED	141	129	154	RETAINED	23	32	45
LOST	32	25	37	LOST	8	4	11
RATIO BOYS TO GIRLS			74.8%				25.2%



DISTRICT 3

DISTRICT 3 - BOYS & GIRLS_8 & UNDER				# OF ASSOCIATIONS	10
	12-13	13-14	14-15	*NOT INCLUDED:	
TOTAL	1913	1961	2028		
NEW	699	835	818		
RETAINED	1214	1126	1210		
LOST	324	274	298		

MNH0312 ARMSTRONG/COOPER

BOYS & GIRLS_8 & UNDER				2 AND 2 CHALLENGE			
	12-13	13-14	14-15	14-15 GOAL	VS. GOAL	VS. ACTUAL	15-16 GOAL
TOTAL	171	154	160	158	2	6	164
NEW	61	50	56	52	4	6	58
RETAINED	110	104	104	106	(2)	0	106
LOST	30	23	13				

BOYS_8 & UNDER				GIRLS_8 & UNDER			
	12-13	13-14	14-15		12-13	13-14	14-15
TOTAL	132	121	125	TOTAL	39	33	35
NEW	43	39	40	NEW	18	11	16
RETAINED	89	82	85	RETAINED	21	22	19
LOST	21	16	7	LOST	9	7	6
RATIO BOYS TO GIRLS			78.1%				21.9%

MNH0502 DELANO AREA YOUTH HOCKEY ASSOCIATION (CROW RIVER HOCKEY ASSOCIATION)

BOYS & GIRLS_8 & UNDER				2 AND 2 CHALLENGE			
	12-13	13-14	14-15	14-15 GOAL	VS. GOAL	VS. ACTUAL	15-16 GOAL
TOTAL	126	114	111	118	(7)	(3)	115
NEW	54	46	41	48	(7)	(5)	43
RETAINED	72	68	70	70	0	2	72
LOST	24	29	21				

BOYS_8 & UNDER				GIRLS_8 & UNDER			
	12-13	13-14	14-15		12-13	13-14	14-15
TOTAL	101	88	84	TOTAL	25	26	27
NEW	41	33	32	NEW	13	13	9
RETAINED	60	55	52	RETAINED	12	13	18
LOST	16	21	17	LOST	8	8	4
RATIO BOYS TO GIRLS			75.7%				24.3%



MNH0303 HOPKINS YOUTH HOCKEY

BOYS & GIRLS_8 & UNDER				2 AND 2 CHALLENGE			
	12-13	13-14	14-15	14-15 GOAL	VS. GOAL	VS. ACTUAL	15-16 GOAL
TOTAL	117	135	132	139	(7)	(3)	136
NEW	56	80	59	82	(23)	(21)	61
RETAINED	61	55	73	57	16	18	75
LOST	27	24	33				

BOYS_8 & UNDER				GIRLS_8 & UNDER			
	12-13	13-14	14-15		12-13	13-14	14-15
TOTAL	93	106	100	TOTAL	24	29	32
NEW	42	60	43	NEW	14	20	16
RETAINED	51	46	57	RETAINED	10	9	16
LOST	18	21	25	LOST	9	3	8
RATIO BOYS TO GIRLS			75.8%				24.2%

MNH0314 MINNEAPOLIS HOCKEY ASSOCIATION

BOYS & GIRLS_8 & UNDER				2 AND 2 CHALLENGE			
	12-13	13-14	14-15	14-15 GOAL	VS. GOAL	VS. ACTUAL	15-16 GOAL
TOTAL	300	269	279	273	6	10	283
NEW	117	109	117	111	6	8	119
RETAINED	183	160	162	162	0	2	164
LOST	70	46	51				

BOYS_8 & UNDER				GIRLS_8 & UNDER			
	12-13	13-14	14-15		12-13	13-14	14-15
TOTAL	231	218	224	TOTAL	69	51	55
NEW	84	89	89	NEW	33	20	28
RETAINED	147	129	135	RETAINED	36	31	27
LOST	56	37	39	LOST	14	9	12
RATIO BOYS TO GIRLS			80.3%				19.7%

MNH0506 MOUND/WESTONKA HOCKEY ASSOCIATION

BOYS & GIRLS_8 & UNDER				2 AND 2 CHALLENGE			
	12-13	13-14	14-15	14-15 GOAL	VS. GOAL	VS. ACTUAL	15-16 GOAL
TOTAL	85	116	100	120	(20)	(16)	104
NEW	29	60	47	62	(15)	(13)	49
RETAINED	56	56	53	58	(5)	(3)	55
LOST	8	7	20				

BOYS_8 & UNDER				GIRLS_8 & UNDER			
	12-13	13-14	14-15		12-13	13-14	14-15
TOTAL	66	67	70	TOTAL	19	49	30
NEW	24	24	31	NEW	5	36	16
RETAINED	42	43	39	RETAINED	14	13	14
LOST	6	7	10	LOST	2	0	10
RATIO BOYS TO GIRLS			70.0%				30.0%



MNH0304 NORTH METRO AREA HOCKEY ASSOCIATION

BOYS & GIRLS_8 & UNDER				2 AND 2 CHALLENGE			
	12-13	13-14	14-15	14-15 GOAL	VS. GOAL	VS. ACTUAL	15-16 GOAL
TOTAL	98	97	96	101	(5)	(1)	100
NEW	38	39	35	41	(6)	(4)	37
RETAINED	60	58	61	60	1	3	63
LOST	29	12	18				

BOYS_8 & UNDER				GIRLS_8 & UNDER			
	12-13	13-14	14-15		12-13	13-14	14-15
TOTAL	83	84	86	TOTAL	15	13	10
NEW	31	31	31	NEW	7	8	4
RETAINED	52	53	55	RETAINED	8	5	6
LOST	21	8	13	LOST	8	4	5
RATIO BOYS TO GIRLS			89.6%				10.4%

MNH0305 ORONO HOCKEY ASSOCIATION

BOYS & GIRLS_8 & UNDER				2 AND 2 CHALLENGE			
	12-13	13-14	14-15	14-15 GOAL	VS. GOAL	VS. ACTUAL	15-16 GOAL
TOTAL	121	143	136	147	(11)	(7)	140
NEW	38	75	59	77	(18)	(16)	61
RETAINED	83	68	77	70	7	9	79
LOST	20	22	31				

BOYS_8 & UNDER				GIRLS_8 & UNDER			
	12-13	13-14	14-15		12-13	13-14	14-15
TOTAL	98	92	86	TOTAL	23	51	50
NEW	30	37	34	NEW	8	38	25
RETAINED	68	55	52	RETAINED	15	13	25
LOST	14	18	16	LOST	6	4	15
RATIO BOYS TO GIRLS			63.2%				36.8%

MNH0306 OSSEO/MAPLE GROVE HOCKEY ASSOC MITES

BOYS & GIRLS_8 & UNDER				2 AND 2 CHALLENGE			
	12-13	13-14	14-15	14-15 GOAL	VS. GOAL	VS. ACTUAL	15-16 GOAL
TOTAL	369	421	458	425	33	37	462
NEW	135	169	178	171	7	9	180
RETAINED	234	252	280	254	26	28	282
LOST	39	39	40				

BOYS_8 & UNDER				GIRLS_8 & UNDER			
	12-13	13-14	14-15		12-13	13-14	14-15
TOTAL	310	334	342	TOTAL	59	87	116
NEW	110	124	116	NEW	25	45	62
RETAINED	200	210	226	RETAINED	34	42	54
LOST	26	32	34	LOST	13	7	6
RATIO BOYS TO GIRLS			74.7%				25.3%



MNH0308 ST LOUIS PARK YOUTH HOCKEY ASSOCIATION

BOYS & GIRLS_8 & UNDER				2 AND 2 CHALLENGE			
	12-13	13-14	14-15	14-15 GOAL	VS. GOAL	VS. ACTUAL	15-16 GOAL
TOTAL	146	159	171	163	8	12	175
NEW	59	76	78	78	0	2	80
RETAINED	87	83	93	85	8	10	95
LOST	28	32	31				

BOYS_8 & UNDER				GIRLS_8 & UNDER			
	12-13	13-14	14-15		12-13	13-14	14-15
TOTAL	117	113	120	TOTAL	29	46	51
NEW	43	44	42	NEW	16	32	36
RETAINED	74	69	78	RETAINED	13	14	15
LOST	22	24	17	LOST	6	8	14
RATIO BOYS TO GIRLS			70.2%				29.8%

MNH0311 WAYZATA YOUTH HOCKEY ASSOCIATION MITES

BOYS & GIRLS_8 & UNDER				2 AND 2 CHALLENGE			
	12-13	13-14	14-15	14-15 GOAL	VS. GOAL	VS. ACTUAL	15-16 GOAL
TOTAL	380	353	385	357	28	32	389
NEW	112	131	148	133	15	17	150
RETAINED	268	222	237	224	13	15	239
LOST	49	40	40				

BOYS_8 & UNDER				GIRLS_8 & UNDER			
	12-13	13-14	14-15		12-13	13-14	14-15
TOTAL	286	284	306	TOTAL	94	69	79
NEW	88	107	110	NEW	24	24	38
RETAINED	198	177	196	RETAINED	70	45	41
LOST	42	32	29	LOST	7	8	11
RATIO BOYS TO GIRLS			79.5%				20.5%



DISTRICT 4

DISTRICT 4 - BOYS & GIRLS_8 & UNDER				# OF ASSOCIATIONS	7
	12-13	13-14	14-15	*NOT INCLUDED:	
TOTAL	369	341	323		
NEW	137	139	129		
RETAINED	232	202	194		
LOST	85	70	74		

MNH0403 FAIRMONT YOUTH HOCKEY ASSOCIATION

BOYS & GIRLS_8 & UNDER				2 AND 2 CHALLENGE			
	12-13	13-14	14-15	14-15 GOAL	VS. GOAL	VS. ACTUAL	15-16 GOAL
TOTAL	67	58	21	62	(41)	(37)	25
NEW	26	23	2	25	(23)	(21)	4
RETAINED	41	35	19	37	(18)	(16)	21
LOST	18	18	26				

BOYS_8 & UNDER				GIRLS_8 & UNDER			
	12-13	13-14	14-15		12-13	13-14	14-15
TOTAL	44	42	17	TOTAL	23	16	4
NEW	11	14	1	NEW	15	9	1
RETAINED	33	28	16	RETAINED	8	7	3
LOST	12	7	14	LOST	6	11	12
RATIO BOYS TO GIRLS			81.0%				19.0%

MNH0423 LUVERNE HOCKEY ASSOCIATION

BOYS & GIRLS_8 & UNDER				2 AND 2 CHALLENGE			
	12-13	13-14	14-15	14-15 GOAL	VS. GOAL	VS. ACTUAL	15-16 GOAL
TOTAL	53	53	55	57	(2)	2	59
NEW	16	21	22	23	(1)	1	24
RETAINED	37	32	33	34	(1)	1	35
LOST	14	6	10				

BOYS_8 & UNDER				GIRLS_8 & UNDER			
	12-13	13-14	14-15		12-13	13-14	14-15
TOTAL	43	41	42	TOTAL	10	12	13
NEW	14	13	17	NEW	2	8	5
RETAINED	29	28	25	RETAINED	8	4	8
LOST	8	5	6	LOST	6	1	4
RATIO BOYS TO GIRLS			76.4%				23.6%



MNH0407 MARSHALL AMATEUR HOCKEY ASSOCIATION

BOYS & GIRLS_8 & UNDER				2 AND 2 CHALLENGE			
	12-13	13-14	14-15	14-15 GOAL	VS. GOAL	VS. ACTUAL	15-16 GOAL
TOTAL	42	37	35	41	(6)	(2)	39
NEW	22	16	20	18	2	4	22
RETAINED	20	21	15	23	(8)	(6)	17
LOST	4	4	4				

BOYS_8 & UNDER				GIRLS_8 & UNDER			
	12-13	13-14	14-15		12-13	13-14	14-15
TOTAL	34	27	24	TOTAL	8	10	11
NEW	17	10	13	NEW	5	6	7
RETAINED	17	17	11	RETAINED	3	4	4
LOST	3	3	3	LOST	1	1	1
RATIO BOYS TO GIRLS			68.6%				31.4%

MNH0410 NEW ULM HOCKEY ASSOCIATION

BOYS & GIRLS_8 & UNDER				2 AND 2 CHALLENGE			
	12-13	13-14	14-15	14-15 GOAL	VS. GOAL	VS. ACTUAL	15-16 GOAL
TOTAL	102	75	78	79	(1)	3	82
NEW	36	17	25	19	6	8	27
RETAINED	66	58	53	60	(7)	(5)	55
LOST	15	23	12				

BOYS_8 & UNDER				GIRLS_8 & UNDER			
	12-13	13-14	14-15		12-13	13-14	14-15
TOTAL	82	56	60	TOTAL	20	19	18
NEW	28	12	20	NEW	8	5	5
RETAINED	54	44	40	RETAINED	12	14	13
LOST	9	18	11	LOST	6	5	1
RATIO BOYS TO GIRLS			76.9%				23.1%

MNH0412 REDWOOD FALLS HOCKEY ASSOCIATION

BOYS & GIRLS_8 & UNDER				2 AND 2 CHALLENGE			
	12-13	13-14	14-15	14-15 GOAL	VS. GOAL	VS. ACTUAL	15-16 GOAL
TOTAL	5	25	29	29	0	4	33
NEW	1	19	16	21	(5)	(3)	18
RETAINED	4	6	13	8	5	7	15
LOST	7	1	7				

BOYS_8 & UNDER				GIRLS_8 & UNDER			
	12-13	13-14	14-15		12-13	13-14	14-15
TOTAL	3	19	24	TOTAL	2	6	5
NEW	0	14	13	NEW	1	5	3
RETAINED	3	5	11	RETAINED	1	1	2
LOST	7	0	5	LOST	0	1	2
RATIO BOYS TO GIRLS			82.8%				17.2%



MNH0428 WINDOM YOUTH HOCKEY ASSOCIATION

BOYS & GIRLS_8 & UNDER				2 AND 2 CHALLENGE			
	12-13	13-14	14-15	14-15 GOAL	VS. GOAL	VS. ACTUAL	15-16 GOAL
TOTAL	64	49	59	53	6	10	63
NEW	23	18	24	20	4	6	26
RETAINED	41	31	35	33	2	4	37
LOST	18	14	7				

BOYS_8 & UNDER				GIRLS_8 & UNDER			
	12-13	13-14	14-15		12-13	13-14	14-15
TOTAL	46	35	39	TOTAL	18	14	20
NEW	16	11	16	NEW	7	7	8
RETAINED	30	24	23	RETAINED	11	7	12
LOST	10	7	5	LOST	8	7	2
RATIO BOYS TO GIRLS			66.1%				33.9%

MNH0429 WORTHINGTON HOCKEY ASSOCIATION INC

BOYS & GIRLS_8 & UNDER				2 AND 2 CHALLENGE			
	12-13	13-14	14-15	14-15 GOAL	VS. GOAL	VS. ACTUAL	15-16 GOAL
TOTAL	36	44	46	48	(2)	2	50
NEW	13	25	20	27	(7)	(5)	22
RETAINED	23	19	26	21	5	7	28
LOST	9	4	8				

BOYS_8 & UNDER				GIRLS_8 & UNDER			
	12-13	13-14	14-15		12-13	13-14	14-15
TOTAL	21	28	32	TOTAL	15	16	14
NEW	6	17	14	NEW	7	8	6
RETAINED	15	11	18	RETAINED	8	8	8
LOST	7	2	5	LOST	2	2	3
RATIO BOYS TO GIRLS			69.6%				30.4%



DISTRICT 5

DISTRICT 5 - BOYS & GIRLS_8 & UNDER				# OF ASSOCIATIONS	10
	12-13	13-14	14-15	*NOT INCLUDED: *MNH0510 WILLMAR HOCKEY ASSOCIATION	
TOTAL	937	947	1043		
NEW	348	387	427		
RETAINED	589	560	616		
LOST	124	111	114		

MNH1003 BECKER/BIG LAKE YOUTH HOCKEY ASSOCIATION

BOYS & GIRLS_8 & UNDER				2 AND 2 CHALLENGE			
	12-13	13-14	14-15	14-15 GOAL	VS. GOAL	VS. ACTUAL	15-16 GOAL
TOTAL	50	56	51	60	(9)	(5)	55
NEW	22	24	17	26	(9)	(7)	19
RETAINED	28	32	34	34	0	2	36
LOST	11	10	11				

BOYS_8 & UNDER				GIRLS_8 & UNDER			
	12-13	13-14	14-15		12-13	13-14	14-15
TOTAL	37	37	36	TOTAL	13	19	15
NEW	15	16	12	NEW	7	8	5
RETAINED	22	21	24	RETAINED	6	11	10
LOST	7	8	3	LOST	4	2	8
RATIO BOYS TO GIRLS			70.6%				29.4%

MNH0501 BUFFALO YOUTH HOCKEY ASSOCIATION

BOYS & GIRLS_8 & UNDER				2 AND 2 CHALLENGE			
	12-13	13-14	14-15	14-15 GOAL	VS. GOAL	VS. ACTUAL	15-16 GOAL
TOTAL	122	115	126	119	7	11	130
NEW	33	40	47	42	5	7	49
RETAINED	89	75	79	77	2	4	81
LOST	13	12	10				

BOYS_8 & UNDER				GIRLS_8 & UNDER			
	12-13	13-14	14-15		12-13	13-14	14-15
TOTAL	100	95	96	TOTAL	22	20	30
NEW	26	33	28	NEW	7	7	19
RETAINED	74	62	68	RETAINED	15	13	11
LOST	11	11	7	LOST	2	1	3
RATIO BOYS TO GIRLS			76.2%				23.8%



MNH0503 HUTCHINSON YOUTH HOCKEY ASSOCIATION

BOYS & GIRLS_8 & UNDER				2 AND 2 CHALLENGE			
	12-13	13-14	14-15	14-15 GOAL	VS. GOAL	VS. ACTUAL	15-16 GOAL
TOTAL	75	78	86	82	4	8	90
NEW	31	38	33	40	(7)	(5)	35
RETAINED	44	40	53	42	11	13	55
LOST	8	16	10				

BOYS_8 & UNDER				GIRLS_8 & UNDER			
	12-13	13-14	14-15		12-13	13-14	14-15
TOTAL	58	54	58	TOTAL	17	24	28
NEW	20	20	20	NEW	11	18	13
RETAINED	38	34	38	RETAINED	6	6	15
LOST	6	7	6	LOST	2	9	4
RATIO BOYS TO GIRLS			67.4%				32.6%

MNH0504 LITCHFIELD\ DASSEL-COKATO YOUTH HOCKEY

BOYS & GIRLS_8 & UNDER				2 AND 2 CHALLENGE			
	12-13	13-14	14-15	14-15 GOAL	VS. GOAL	VS. ACTUAL	15-16 GOAL
TOTAL	65	66	50	70	(20)	(16)	54
NEW	21	22	20	24	(4)	(2)	22
RETAINED	44	44	30	46	(16)	(14)	32
LOST	8	6	14				

BOYS_8 & UNDER				GIRLS_8 & UNDER			
	12-13	13-14	14-15		12-13	13-14	14-15
TOTAL	52	48	32	TOTAL	13	18	18
NEW	16	15	12	NEW	5	7	8
RETAINED	36	33	20	RETAINED	8	11	10
LOST	5	4	13	LOST	3	2	1
RATIO BOYS TO GIRLS			64.0%				36.0%

MNH0505 MONTICELLO-ANNANDALE-MAPLE LAKE

BOYS & GIRLS_8 & UNDER				2 AND 2 CHALLENGE			
	12-13	13-14	14-15	14-15 GOAL	VS. GOAL	VS. ACTUAL	15-16 GOAL
TOTAL	81	87	115	91	24	28	119
NEW	26	36	20	38	(18)	(16)	22
RETAINED	55	51	95	53	42	44	97
LOST	13	5	5				

BOYS_8 & UNDER				GIRLS_8 & UNDER			
	12-13	13-14	14-15		12-13	13-14	14-15
TOTAL	68	71	87	TOTAL	13	16	28
NEW	22	29	15	NEW	4	7	5
RETAINED	46	42	72	RETAINED	9	9	23
LOST	9	4	5	LOST	4	1	0
RATIO BOYS TO GIRLS			75.7%				24.3%



MNH0507 RIVER LAKES HOCKEY INC

BOYS & GIRLS_8 & UNDER				2 AND 2 CHALLENGE			
	12-13	13-14	14-15	14-15 GOAL	VS. GOAL	VS. ACTUAL	15-16 GOAL
TOTAL	85	79	69	83	(14)	(10)	73
NEW	24	33	32	35	(3)	(1)	34
RETAINED	61	46	37	48	(11)	(9)	39
LOST	12	14	19				

BOYS_8 & UNDER				GIRLS_8 & UNDER			
	12-13	13-14	14-15		12-13	13-14	14-15
TOTAL	67	63	55	TOTAL	18	16	14
NEW	17	21	28	NEW	7	12	4
RETAINED	50	42	27	RETAINED	11	4	10
LOST	8	12	14	LOST	4	2	5
RATIO BOYS TO GIRLS			79.7%				20.3%

MNH0508 SARTELL YOUTH HOCKEY ASSOCIATION

BOYS & GIRLS_8 & UNDER				2 AND 2 CHALLENGE			
	12-13	13-14	14-15	14-15 GOAL	VS. GOAL	VS. ACTUAL	15-16 GOAL
TOTAL	89	85	99	89	10	14	103
NEW	40	31	47	33	14	16	49
RETAINED	49	54	52	56	(4)	(2)	54
LOST	10	10	9				

BOYS_8 & UNDER				GIRLS_8 & UNDER			
	12-13	13-14	14-15		12-13	13-14	14-15
TOTAL	73	69	84	TOTAL	16	16	15
NEW	30	24	38	NEW	10	7	9
RETAINED	43	45	46	RETAINED	6	9	6
LOST	7	9	4	LOST	3	1	5
RATIO BOYS TO GIRLS			84.8%				15.2%

MNH1017 SAUK RAPIDS YOUTH HOCKEY

BOYS & GIRLS_8 & UNDER				2 AND 2 CHALLENGE			
	12-13	13-14	14-15	14-15 GOAL	VS. GOAL	VS. ACTUAL	15-16 GOAL
TOTAL	69	77	92	81	11	15	96
NEW	31	33	40	35	5	7	42
RETAINED	38	44	52	46	6	8	54
LOST	27	10	10				

BOYS_8 & UNDER				GIRLS_8 & UNDER			
	12-13	13-14	14-15		12-13	13-14	14-15
TOTAL	58	68	74	TOTAL	11	9	18
NEW	27	30	31	NEW	4	3	9
RETAINED	31	38	43	RETAINED	7	6	9
LOST	17	9	8	LOST	10	1	2
RATIO BOYS TO GIRLS			80.4%				19.6%



MNH1019 ST CLOUD YOUTH HOCKEY ASSOCIATION

BOYS & GIRLS_8 & UNDER				2 AND 2 CHALLENGE			
	12-13	13-14	14-15	14-15 GOAL	VS. GOAL	VS. ACTUAL	15-16 GOAL
TOTAL	152	162	165	166	(1)	3	169
NEW	71	73	74	75	(1)	1	76
RETAINED	81	89	91	91	0	2	93
LOST	16	17	19				

BOYS_8 & UNDER				GIRLS_8 & UNDER			
	12-13	13-14	14-15		12-13	13-14	14-15
TOTAL	124	131	132	TOTAL	28	31	33
NEW	55	61	63	NEW	16	12	11
RETAINED	69	70	69	RETAINED	12	19	22
LOST	11	14	18	LOST	5	3	1
RATIO BOYS TO GIRLS			80.0%				20.0%

MNH0509 ST MICHAEL/ALBERTVILLE YOUTH HOCKEY

BOYS & GIRLS_8 & UNDER				2 AND 2 CHALLENGE			
	12-13	13-14	14-15	14-15 GOAL	VS. GOAL	VS. ACTUAL	15-16 GOAL
TOTAL	149	142	190	146	44	48	194
NEW	49	57	97	59	38	40	99
RETAINED	100	85	93	87	6	8	95
LOST	6	11	7				

BOYS_8 & UNDER				GIRLS_8 & UNDER			
	12-13	13-14	14-15		12-13	13-14	14-15
TOTAL	123	122	152	TOTAL	26	20	38
NEW	39	47	76	NEW	10	10	21
RETAINED	84	75	76	RETAINED	16	10	17
LOST	4	8	6	LOST	2	3	1
RATIO BOYS TO GIRLS			80.0%				20.0%



DISTRICT 6

DISTRICT 6 - BOYS & GIRLS 8 & UNDER				# OF ASSOCIATIONS	11
	12-13	13-14	14-15	*NOT INCLUDED:	
TOTAL	2119	2093	2092		
NEW	806	886	858		
RETAINED	1313	1207	1234		
LOST	258	328	326		

MNH0602 BURNSVILLE HOCKEY CLUB

BOYS & GIRLS 8 & UNDER				2 AND 2 CHALLENGE			
	12-13	13-14	14-15	14-15 GOAL	VS. GOAL	VS. ACTUAL	15-16 GOAL
TOTAL	111	102	88	106	(18)	(14)	92
NEW	46	42	37	44	(7)	(5)	39
RETAINED	65	60	51	62	(11)	(9)	53
LOST	12	17	25				

BOYS 8 & UNDER				GIRLS 8 & UNDER			
	12-13	13-14	14-15		12-13	13-14	14-15
TOTAL	87	78	63	TOTAL	24	24	25
NEW	37	30	25	NEW	9	12	12
RETAINED	50	48	38	RETAINED	15	12	13
LOST	8	14	22	LOST	4	3	3
RATIO BOYS TO GIRLS			71.6%				28.4%

MNH0603 CHASKA/CHANHASSEN HOCKEY ASSOCIATION

BOYS & GIRLS 8 & UNDER				2 AND 2 CHALLENGE			
	12-13	13-14	14-15	14-15 GOAL	VS. GOAL	VS. ACTUAL	15-16 GOAL
TOTAL	246	225	224	229	(5)	(1)	228
NEW	86	85	78	87	(9)	(7)	80
RETAINED	160	140	146	142	4	6	148
LOST	29	37	21				

BOYS 8 & UNDER				GIRLS 8 & UNDER			
	12-13	13-14	14-15		12-13	13-14	14-15
TOTAL	195	180	181	TOTAL	51	45	43
NEW	68	66	65	NEW	18	19	13
RETAINED	127	114	116	RETAINED	33	26	30
LOST	25	29	17	LOST	4	8	4
RATIO BOYS TO GIRLS			80.8%				19.2%



MNH0605 EDEN PRAIRIE HOCKEY ASSOCIATION

BOYS & GIRLS_8 & UNDER				2 AND 2 CHALLENGE			
	12-13	13-14	14-15	14-15 GOAL	VS. GOAL	VS. ACTUAL	15-16 GOAL
TOTAL	222	247	182	251	(69)	(65)	186
NEW	95	125	57	127	(70)	(68)	59
RETAINED	127	122	125	124	1	3	127
LOST	31	53	73				

BOYS_8 & UNDER				GIRLS_8 & UNDER			
	12-13	13-14	14-15		12-13	13-14	14-15
TOTAL	162	173	130	TOTAL	60	74	52
NEW	69	87	39	NEW	26	38	18
RETAINED	93	86	91	RETAINED	34	36	34
LOST	27	44	54	LOST	4	9	19
RATIO BOYS TO GIRLS			71.4%				28.6%

MNH0606 EDINA HOCKEY ASSOCIATION

BOYS & GIRLS_8 & UNDER				2 AND 2 CHALLENGE			
	12-13	13-14	14-15	14-15 GOAL	VS. GOAL	VS. ACTUAL	15-16 GOAL
TOTAL	473	422	411	426	(15)	(11)	415
NEW	144	161	146	163	(17)	(15)	148
RETAINED	329	261	265	263	2	4	267
LOST	81	72	54				

BOYS_8 & UNDER				GIRLS_8 & UNDER			
	12-13	13-14	14-15		12-13	13-14	14-15
TOTAL	342	295	300	TOTAL	131	127	111
NEW	100	112	108	NEW	44	49	38
RETAINED	242	183	192	RETAINED	87	78	73
LOST	57	51	40	LOST	24	21	14
RATIO BOYS TO GIRLS			73.0%				27.0%

MNH0607 JEFFERSON YOUTH HOCKEY ASSOCIATION

BOYS & GIRLS_8 & UNDER				2 AND 2 CHALLENGE			
	12-13	13-14	14-15	14-15 GOAL	VS. GOAL	VS. ACTUAL	15-16 GOAL
TOTAL	132	94	153	98	55	59	157
NEW	70	39	82	41	41	43	84
RETAINED	62	55	71	57	14	16	73
LOST	10	40	10				

BOYS_8 & UNDER				GIRLS_8 & UNDER			
	12-13	13-14	14-15		12-13	13-14	14-15
TOTAL	91	88	97	TOTAL	41	6	56
NEW	49	34	41	NEW	21	5	41
RETAINED	42	54	56	RETAINED	20	1	15
LOST	3	13	9	LOST	7	27	1
RATIO BOYS TO GIRLS			63.4%				36.6%



MNH0608 KENNEDY HOCKEY BOOSTER CLUB

BOYS & GIRLS_8 & UNDER				2 AND 2 CHALLENGE			
	12-13	13-14	14-15	14-15 GOAL	VS. GOAL	VS. ACTUAL	15-16 GOAL
TOTAL	59	144	107	148	(41)	(37)	111
NEW	25	105	42	107	(65)	(63)	44
RETAINED	34	39	65	41	24	26	67
LOST	9	4	43				

BOYS_8 & UNDER				GIRLS_8 & UNDER			
	12-13	13-14	14-15		12-13	13-14	14-15
TOTAL	56	94	103	TOTAL	3	50	4
NEW	23	57	40	NEW	2	48	2
RETAINED	33	37	63	RETAINED	1	2	2
LOST	8	3	11	LOST	1	1	32
RATIO BOYS TO GIRLS			96.3%				3.7%

MNH0609 MINNETONKA

BOYS & GIRLS_8 & UNDER				2 AND 2 CHALLENGE			
	12-13	13-14	14-15	14-15 GOAL	VS. GOAL	VS. ACTUAL	15-16 GOAL
TOTAL	285	306	322	310	12	16	326
NEW	107	121	155	123	32	34	157
RETAINED	178	185	167	187	(20)	(18)	169
LOST	32	24	52				

BOYS_8 & UNDER				GIRLS_8 & UNDER			
	12-13	13-14	14-15		12-13	13-14	14-15
TOTAL	217	227	227	TOTAL	68	79	95
NEW	83	85	104	NEW	24	36	51
RETAINED	134	142	123	RETAINED	44	43	44
LOST	29	18	41	LOST	3	6	11
RATIO BOYS TO GIRLS			70.5%				29.5%

MNH0425 NEW PRAGUE HOCKEY ASSOCIATION

BOYS & GIRLS_8 & UNDER				2 AND 2 CHALLENGE			
	12-13	13-14	14-15	14-15 GOAL	VS. GOAL	VS. ACTUAL	15-16 GOAL
TOTAL	88	84	93	88	5	9	97
NEW	33	36	44	38	6	8	46
RETAINED	55	48	49	50	(1)	1	51
LOST	6	9	6				

BOYS_8 & UNDER				GIRLS_8 & UNDER			
	12-13	13-14	14-15		12-13	13-14	14-15
TOTAL	70	64	78	TOTAL	18	20	15
NEW	23	27	39	NEW	10	9	5
RETAINED	47	37	39	RETAINED	8	11	10
LOST	6	6	4	LOST	0	3	2
RATIO BOYS TO GIRLS			83.9%				16.1%



MNH0610 PRIOR LAKE/SAVAGE HOCKEY ASSOCIATION

BOYS & GIRLS_8 & UNDER				2 AND 2 CHALLENGE			
	12-13	13-14	14-15	14-15 GOAL	VS. GOAL	VS. ACTUAL	15-16 GOAL
TOTAL	227	224	249	228	21	25	253
NEW	110	87	100	89	11	13	102
RETAINED	117	137	149	139	10	12	151
LOST	24	39	24				

BOYS_8 & UNDER				GIRLS_8 & UNDER			
	12-13	13-14	14-15		12-13	13-14	14-15
TOTAL	182	180	198	TOTAL	45	44	51
NEW	88	66	73	NEW	22	21	27
RETAINED	94	114	125	RETAINED	23	23	24
LOST	19	28	16	LOST	5	11	8
RATIO BOYS TO GIRLS			79.5%				20.5%

MNH0611 SHAKOPEE HOCKEY ASSOCIATION

BOYS & GIRLS_8 & UNDER				2 AND 2 CHALLENGE			
	12-13	13-14	14-15	14-15 GOAL	VS. GOAL	VS. ACTUAL	15-16 GOAL
TOTAL	187	161	162	165	(3)	1	166
NEW	55	51	65	53	12	14	67
RETAINED	132	110	97	112	(15)	(13)	99
LOST	17	22	12				

BOYS_8 & UNDER				GIRLS_8 & UNDER			
	12-13	13-14	14-15		12-13	13-14	14-15
TOTAL	144	135	126	TOTAL	43	26	36
NEW	39	39	45	NEW	16	12	20
RETAINED	105	96	81	RETAINED	27	14	16
LOST	13	11	11	LOST	4	11	1
RATIO BOYS TO GIRLS			77.8%				22.2%

MNH0612 WACONIA YOUTH HOCKEY ASSOCIATION

BOYS & GIRLS_8 & UNDER				2 AND 2 CHALLENGE			
	12-13	13-14	14-15	14-15 GOAL	VS. GOAL	VS. ACTUAL	15-16 GOAL
TOTAL	89	84	101	88	13	17	105
NEW	35	34	52	36	16	18	54
RETAINED	54	50	49	52	(3)	(1)	51
LOST	7	11	6				

BOYS_8 & UNDER				GIRLS_8 & UNDER			
	12-13	13-14	14-15		12-13	13-14	14-15
TOTAL	67	65	82	TOTAL	22	19	19
NEW	25	30	42	NEW	10	4	10
RETAINED	42	35	40	RETAINED	12	15	9
LOST	4	9	5	LOST	3	2	1
RATIO BOYS TO GIRLS			81.2%				18.8%



DISTRICT 8

DISTRICT 8 - BOYS & GIRLS_8 & UNDER				# OF ASSOCIATIONS	13
	12-13	13-14	14-15	*NOT INCLUDED:	
TOTAL	2091	2107	2253		
NEW	751	868	977		
RETAINED	1340	1239	1276		
LOST	327	281	310		

MNH0601 APPLE VALLEY YOUTH HOCKEY ASSOCIATION

BOYS & GIRLS_8 & UNDER				2 AND 2 CHALLENGE			
	12-13	13-14	14-15	14-15 GOAL	VS. GOAL	VS. ACTUAL	15-16 GOAL
TOTAL	118	117	120	121	(1)	3	124
NEW	42	56	64	58	6	8	66
RETAINED	76	61	56	63	(7)	(5)	58
LOST	29	23	32				

BOYS_8 & UNDER				GIRLS_8 & UNDER			
	12-13	13-14	14-15		12-13	13-14	14-15
TOTAL	84	82	87	TOTAL	34	35	33
NEW	27	40	45	NEW	15	16	19
RETAINED	57	42	42	RETAINED	19	19	14
LOST	24	15	20	LOST	5	8	12
RATIO BOYS TO GIRLS			72.5%				27.5%

MNH0801 COTTAGE GROVE ATHLETIC ASSOCIATION

BOYS & GIRLS_8 & UNDER				2 AND 2 CHALLENGE			
	12-13	13-14	14-15	14-15 GOAL	VS. GOAL	VS. ACTUAL	15-16 GOAL
TOTAL	197	248	249	252	(3)	1	253
NEW	59	119	82	121	(39)	(37)	84
RETAINED	138	129	167	131	36	38	169
LOST	19	16	34				

BOYS_8 & UNDER				GIRLS_8 & UNDER			
	12-13	13-14	14-15		12-13	13-14	14-15
TOTAL	161	191	191	TOTAL	36	57	58
NEW	45	86	61	NEW	14	33	21
RETAINED	116	105	130	RETAINED	22	24	37
LOST	15	14	30	LOST	4	2	4
RATIO BOYS TO GIRLS			76.7%				23.3%



MNH0803 EAGAN HOCKEY ASSOCIATION

BOYS & GIRLS_8 & UNDER				2 AND 2 CHALLENGE			
	12-13	13-14	14-15	14-15 GOAL	VS. GOAL	VS. ACTUAL	15-16 GOAL
TOTAL	154	143	153	147	6	10	157
NEW	45	58	66	60	6	8	68
RETAINED	109	85	87	87	0	2	89
LOST	25	14	17				

BOYS_8 & UNDER				GIRLS_8 & UNDER			
	12-13	13-14	14-15		12-13	13-14	14-15
TOTAL	120	115	121	TOTAL	34	28	32
NEW	36	45	50	NEW	9	13	16
RETAINED	84	70	71	RETAINED	25	15	16
LOST	21	12	14	LOST	4	2	3
RATIO BOYS TO GIRLS			79.1%				20.9%

MNH0604 EASTVIEW HOCKEY ASSOCIATION

BOYS & GIRLS_8 & UNDER				2 AND 2 CHALLENGE			
	12-13	13-14	14-15	14-15 GOAL	VS. GOAL	VS. ACTUAL	15-16 GOAL
TOTAL	149	149	123	153	(30)	(26)	127
NEW	71	62	38	64	(26)	(24)	40
RETAINED	78	87	85	89	(4)	(2)	87
LOST	14	17	23				

BOYS_8 & UNDER				GIRLS_8 & UNDER			
	12-13	13-14	14-15		12-13	13-14	14-15
TOTAL	105	104	86	TOTAL	44	45	37
NEW	52	43	26	NEW	19	19	12
RETAINED	53	61	60	RETAINED	25	26	25
LOST	8	14	13	LOST	6	3	10
RATIO BOYS TO GIRLS			69.9%				30.1%

MNH0804 FARMINGTON YOUTH HOCKEY ASSOCIATION

BOYS & GIRLS_8 & UNDER				2 AND 2 CHALLENGE			
	12-13	13-14	14-15	14-15 GOAL	VS. GOAL	VS. ACTUAL	15-16 GOAL
TOTAL	144	129	174	133	41	45	178
NEW	52	39	91	41	50	52	93
RETAINED	92	90	83	92	(9)	(7)	85
LOST	18	20	10				

BOYS_8 & UNDER				GIRLS_8 & UNDER			
	12-13	13-14	14-15		12-13	13-14	14-15
TOTAL	117	104	147	TOTAL	27	25	27
NEW	43	31	76	NEW	9	8	15
RETAINED	74	73	71	RETAINED	18	17	12
LOST	15	17	7	LOST	3	3	3
RATIO BOYS TO GIRLS			84.5%				15.5%



MNH0805 HASTINGS HOCKEY BOOSTERS

BOYS & GIRLS_8 & UNDER				2 AND 2 CHALLENGE			
	12-13	13-14	14-15	14-15 GOAL	VS. GOAL	VS. ACTUAL	15-16 GOAL
TOTAL	247	207	198	211	(13)	(9)	202
NEW	94	77	83	79	4	6	85
RETAINED	153	130	115	132	(17)	(15)	117
LOST	55	65	49				

BOYS_8 & UNDER				GIRLS_8 & UNDER			
	12-13	13-14	14-15		12-13	13-14	14-15
TOTAL	175	153	145	TOTAL	72	54	53
NEW	66	57	55	NEW	28	20	28
RETAINED	109	96	90	RETAINED	44	34	25
LOST	38	47	37	LOST	17	18	12
RATIO BOYS TO GIRLS			73.2%				26.8%

MNH0806 INVER GROVE HEIGHTS HOCKEY ASSOCIATION

BOYS & GIRLS_8 & UNDER				2 AND 2 CHALLENGE			
	12-13	13-14	14-15	14-15 GOAL	VS. GOAL	VS. ACTUAL	15-16 GOAL
TOTAL	96	112	114	116	(2)	2	118
NEW	37	61	58	63	(5)	(3)	60
RETAINED	59	51	56	53	3	5	58
LOST	14	15	32				

BOYS_8 & UNDER				GIRLS_8 & UNDER			
	12-13	13-14	14-15		12-13	13-14	14-15
TOTAL	59	74	85	TOTAL	37	38	29
NEW	27	41	47	NEW	10	20	11
RETAINED	32	33	38	RETAINED	27	18	18
LOST	10	9	24	LOST	4	6	8
RATIO BOYS TO GIRLS			74.6%				25.4%

MNH0122 JOHNSON AREA HOCKEY ASSOCIATION

BOYS & GIRLS_8 & UNDER				2 AND 2 CHALLENGE			
	12-13	13-14	14-15	14-15 GOAL	VS. GOAL	VS. ACTUAL	15-16 GOAL
TOTAL	80	80	151	84	67	71	155
NEW	31	33	105	35	70	72	107
RETAINED	49	47	46	49	(3)	(1)	48
LOST	21	14	20				

BOYS_8 & UNDER				GIRLS_8 & UNDER			
	12-13	13-14	14-15		12-13	13-14	14-15
TOTAL	63	62	123	TOTAL	17	18	28
NEW	25	24	89	NEW	6	9	16
RETAINED	38	38	34	RETAINED	11	9	12
LOST	17	11	16	LOST	4	3	4
RATIO BOYS TO GIRLS			81.5%				18.5%



MNH0808 LAKEVILLE HOCKEY ASSOCIATION

BOYS & GIRLS_8 & UNDER				2 AND 2 CHALLENGE			
	12-13	13-14	14-15	14-15 GOAL	VS. GOAL	VS. ACTUAL	15-16 GOAL
TOTAL	268	248	252	252	0	4	256
NEW	95	97	95	99	(4)	(2)	97
RETAINED	173	151	157	153	4	6	159
LOST	25	43	25				

BOYS_8 & UNDER				GIRLS_8 & UNDER			
	12-13	13-14	14-15		12-13	13-14	14-15
TOTAL	209	202	209	TOTAL	59	46	43
NEW	75	78	76	NEW	20	19	19
RETAINED	134	124	133	RETAINED	39	27	24
LOST	16	35	19	LOST	9	8	6
RATIO BOYS TO GIRLS			82.9%				17.1%

MNH0812 ROSEMOUNT AREA HOCKEY ASSOCIATION

BOYS & GIRLS_8 & UNDER				2 AND 2 CHALLENGE			
	12-13	13-14	14-15	14-15 GOAL	VS. GOAL	VS. ACTUAL	15-16 GOAL
TOTAL	185	216	242	220	22	26	246
NEW	70	99	102	101	1	3	104
RETAINED	115	117	140	119	21	23	142
LOST	10	15	15				

BOYS_8 & UNDER				GIRLS_8 & UNDER			
	12-13	13-14	14-15		12-13	13-14	14-15
TOTAL	146	168	190	TOTAL	39	48	52
NEW	55	72	76	NEW	15	27	26
RETAINED	91	96	114	RETAINED	24	21	26
LOST	9	10	9	LOST	1	5	6
RATIO BOYS TO GIRLS			78.5%				21.5%

MNH0813 SIBLEY AREA YOUTH HOCKEY - WSPYAA

BOYS & GIRLS_8 & UNDER				2 AND 2 CHALLENGE			
	12-13	13-14	14-15	14-15 GOAL	VS. GOAL	VS. ACTUAL	15-16 GOAL
TOTAL	137	144	151	148	3	7	155
NEW	57	51	60	53	7	9	62
RETAINED	80	93	91	95	(4)	(2)	93
LOST	12	12	15				

BOYS_8 & UNDER				GIRLS_8 & UNDER			
	12-13	13-14	14-15		12-13	13-14	14-15
TOTAL	101	104	113	TOTAL	36	40	38
NEW	39	36	44	NEW	18	15	16
RETAINED	62	68	69	RETAINED	18	25	22
LOST	11	8	7	LOST	1	4	8
RATIO BOYS TO GIRLS			74.8%				25.2%



MNH0814 SOUTH ST PAUL YOUTH HOCKEY ASSOCIATION

BOYS & GIRLS_8 & UNDER				2 AND 2 CHALLENGE			
	12-13	13-14	14-15	14-15 GOAL	VS. GOAL	VS. ACTUAL	15-16 GOAL
TOTAL	74	84	84	88	(4)	0	88
NEW	30	35	30	37	(7)	(5)	32
RETAINED	44	49	54	51	3	5	56
LOST	12	7	6				

BOYS_8 & UNDER				GIRLS_8 & UNDER			
	12-13	13-14	14-15		12-13	13-14	14-15
TOTAL	50	62	62	TOTAL	24	22	22
NEW	21	24	21	NEW	9	11	9
RETAINED	29	38	41	RETAINED	15	11	13
LOST	9	4	3	LOST	3	3	3
RATIO BOYS TO GIRLS			73.8%				26.2%

MNH0816 WOODBURY AREA HOCKEY CLUB

BOYS & GIRLS_8 & UNDER				2 AND 2 CHALLENGE			
	12-13	13-14	14-15	14-15 GOAL	VS. GOAL	VS. ACTUAL	15-16 GOAL
TOTAL	242	230	242	234	8	12	246
NEW	68	81	103	83	20	22	105
RETAINED	174	149	139	151	(12)	(10)	141
LOST	73	20	32				

BOYS_8 & UNDER				GIRLS_8 & UNDER			
	12-13	13-14	14-15		12-13	13-14	14-15
TOTAL	181	174	176	TOTAL	61	56	66
NEW	41	57	75	NEW	27	24	28
RETAINED	140	117	101	RETAINED	34	32	38
LOST	58	13	26	LOST	15	7	6
RATIO BOYS TO GIRLS			72.7%				27.3%



DISTRICT 9

DISTRICT 9 - BOYS & GIRLS_8 & UNDER				# OF ASSOCIATIONS	12
	12-13	13-14	14-15	*NOT INCLUDED:	
TOTAL	705	744	639	*MNH0419 ALBERT LEA HOCKEY ASSOCIATION	
NEW	304	348	253	*MNH0815 WINONA AREA HOCKEY ASSOCIATION	
RETAINED	401	396	386		
LOST	122	138	156		

MNH0402 AUSTIN YOUTH HOCKEY ASSOCIATION

BOYS & GIRLS_8 & UNDER				2 AND 2 CHALLENGE			
	12-13	13-14	14-15	14-15 GOAL	VS. GOAL	VS. ACTUAL	15-16 GOAL
TOTAL	52	71	65	75	(10)	(6)	69
NEW	23	35	23	37	(14)	(12)	25
RETAINED	29	36	42	38	4	6	44
LOST	8	9	13				

BOYS_8 & UNDER				GIRLS_8 & UNDER			
	12-13	13-14	14-15		12-13	13-14	14-15
TOTAL	39	57	52	TOTAL	13	14	13
NEW	17	29	18	NEW	6	6	5
RETAINED	22	28	34	RETAINED	7	8	8
LOST	6	7	9	LOST	2	2	4
RATIO BOYS TO GIRLS			80.0%				20.0%

MNH0802 DODGE COUNTY YOUTH HOCKEY ASSOCIATION

BOYS & GIRLS_8 & UNDER				2 AND 2 CHALLENGE			
	12-13	13-14	14-15	14-15 GOAL	VS. GOAL	VS. ACTUAL	15-16 GOAL
TOTAL	8	8	7	12	(5)	(1)	11
NEW	5	7	7	9	(2)	0	9
RETAINED	3	1	0	3	(3)	(1)	2
LOST	0	0	1				

BOYS_8 & UNDER				GIRLS_8 & UNDER			
	12-13	13-14	14-15		12-13	13-14	14-15
TOTAL	3	6	7	TOTAL	5	2	0
NEW	3	6	7	NEW	2	1	0
RETAINED	0	0	0	RETAINED	3	1	0
LOST	0	0	1	LOST	0	0	0
RATIO BOYS TO GIRLS			100.0%				0.0%



MNH0421 FARIBAUT HOCKEY ASSOCIATION

BOYS & GIRLS_8 & UNDER				2 AND 2 CHALLENGE			
	12-13	13-14	14-15	14-15 GOAL	VS. GOAL	VS. ACTUAL	15-16 GOAL
TOTAL	98	94	44	98	(54)	(50)	48
NEW	27	37	9	39	(30)	(28)	11
RETAINED	71	57	35	59	(24)	(22)	37
LOST	23	21	34				

BOYS_8 & UNDER				GIRLS_8 & UNDER			
	12-13	13-14	14-15		12-13	13-14	14-15
TOTAL	73	74	35	TOTAL	25	20	9
NEW	18	25	7	NEW	9	12	2
RETAINED	55	49	28	RETAINED	16	8	7
LOST	18	11	25	LOST	5	10	9
RATIO BOYS TO GIRLS			79.5%				20.5%

MNH0807 LACRESCENT YOUTH HOCKEY

BOYS & GIRLS_8 & UNDER				2 AND 2 CHALLENGE			
	12-13	13-14	14-15	14-15 GOAL	VS. GOAL	VS. ACTUAL	15-16 GOAL
TOTAL	36	39	27	43	(16)	(12)	31
NEW	12	13	9	15	(6)	(4)	11
RETAINED	24	26	18	28	(10)	(8)	20
LOST	7	8	7				

BOYS_8 & UNDER				GIRLS_8 & UNDER			
	12-13	13-14	14-15		12-13	13-14	14-15
TOTAL	32	33	24	TOTAL	4	6	3
NEW	9	9	8	NEW	3	4	1
RETAINED	23	24	16	RETAINED	1	2	2
LOST	6	6	5	LOST	1	2	2
RATIO BOYS TO GIRLS			88.9%				11.1%

MNH0424 MANKATO YOUTH HOCKEY ASSOCIATION

BOYS & GIRLS_8 & UNDER				2 AND 2 CHALLENGE			
	12-13	13-14	14-15	14-15 GOAL	VS. GOAL	VS. ACTUAL	15-16 GOAL
TOTAL	174	163	139	167	(28)	(24)	143
NEW	69	62	50	64	(14)	(12)	52
RETAINED	105	101	89	103	(14)	(12)	91
LOST	19	33	24				

BOYS_8 & UNDER				GIRLS_8 & UNDER			
	12-13	13-14	14-15		12-13	13-14	14-15
TOTAL	141	130	114	TOTAL	33	33	25
NEW	52	48	38	NEW	17	14	12
RETAINED	89	82	76	RETAINED	16	19	13
LOST	12	22	19	LOST	7	11	5
RATIO BOYS TO GIRLS			82.0%				18.0%



MNH0408 TRI CITY UNITED (MONTGOMERY HOCKEY ASSOCIATION)

BOYS & GIRLS_8 & UNDER				2 AND 2 CHALLENGE			
	12-13	13-14	14-15	14-15 GOAL	VS. GOAL	VS. ACTUAL	15-16 GOAL
TOTAL	11	19	15	23	(8)	(4)	19
NEW	5	12	11	14	(3)	(1)	13
RETAINED	6	7	4	9	(5)	(3)	6
LOST	12	1	10				

BOYS_8 & UNDER				GIRLS_8 & UNDER			
	12-13	13-14	14-15		12-13	13-14	14-15
TOTAL	10	15	12	TOTAL	1	4	3
NEW	4	8	9	NEW	1	4	2
RETAINED	6	7	3	RETAINED	0	0	1
LOST	8	0	8	LOST	4	1	2
RATIO BOYS TO GIRLS			80.0%				20.0%

MNH0809 NORTHFIELD HOCKEY ASSOCIATION

BOYS & GIRLS_8 & UNDER				2 AND 2 CHALLENGE			
	12-13	13-14	14-15	14-15 GOAL	VS. GOAL	VS. ACTUAL	15-16 GOAL
TOTAL	85	89	90	93	(3)	1	94
NEW	31	38	39	40	(1)	1	41
RETAINED	54	51	51	53	(2)	0	53
LOST	14	22	23				

BOYS_8 & UNDER				GIRLS_8 & UNDER			
	12-13	13-14	14-15		12-13	13-14	14-15
TOTAL	67	65	67	TOTAL	18	24	23
NEW	23	26	28	NEW	8	12	11
RETAINED	44	39	39	RETAINED	10	12	12
LOST	9	17	15	LOST	5	5	8
RATIO BOYS TO GIRLS			74.4%				25.6%

MNH0411 OWATONNA YOUTH HOCKEY ASSOCIATION

BOYS & GIRLS_8 & UNDER				2 AND 2 CHALLENGE			
	12-13	13-14	14-15	14-15 GOAL	VS. GOAL	VS. ACTUAL	15-16 GOAL
TOTAL	12	6	5	10	(5)	(1)	9
NEW	12	5	5	7	(2)	0	7
RETAINED	0	1	0	3	(3)	(1)	2
LOST	0	0	0				

BOYS_8 & UNDER				GIRLS_8 & UNDER			
	12-13	13-14	14-15		12-13	13-14	14-15
TOTAL	11	4	3	TOTAL	1	2	2
NEW	11	3	3	NEW	1	2	2
RETAINED	0	1	0	RETAINED	0	0	0
LOST	0	0	0	LOST	0	0	0
RATIO BOYS TO GIRLS			60.0%				40.0%



MNH0810 RED WING AMATEUR HOCKEY ASSOCIATION

BOYS & GIRLS_8 & UNDER				2 AND 2 CHALLENGE			
	12-13	13-14	14-15	14-15 GOAL	VS. GOAL	VS. ACTUAL	15-16 GOAL
TOTAL	96	93	72	97	(25)	(21)	76
NEW	51	44	22	46	(24)	(22)	24
RETAINED	45	49	50	51	(1)	1	52
LOST	18	24	26				

BOYS_8 & UNDER				GIRLS_8 & UNDER			
	12-13	13-14	14-15		12-13	13-14	14-15
TOTAL	72	60	57	TOTAL	24	33	15
NEW	36	26	17	NEW	15	18	5
RETAINED	36	34	40	RETAINED	9	15	10
LOST	16	19	14	LOST	2	5	12
RATIO BOYS TO GIRLS			79.2%				20.8%

MNH0811 ROCHESTER YOUTH HOCKEY ASSOCIATION

BOYS & GIRLS_8 & UNDER				2 AND 2 CHALLENGE			
	12-13	13-14	14-15	14-15 GOAL	VS. GOAL	VS. ACTUAL	15-16 GOAL
TOTAL	65	44	28	48	(20)	(16)	32
NEW	44	23	17	25	(8)	(6)	19
RETAINED	21	21	11	23	(12)	(10)	13
LOST	7	4	1				

BOYS_8 & UNDER				GIRLS_8 & UNDER			
	12-13	13-14	14-15		12-13	13-14	14-15
TOTAL	46	24	20	TOTAL	19	20	8
NEW	31	14	16	NEW	13	9	1
RETAINED	15	10	4	RETAINED	6	11	7
LOST	4	2	0	LOST	3	2	1
RATIO BOYS TO GIRLS			71.4%				28.6%

MNH0414 ST PETER HOCKEY ASSOCIATION

BOYS & GIRLS_8 & UNDER				2 AND 2 CHALLENGE			
	12-13	13-14	14-15	14-15 GOAL	VS. GOAL	VS. ACTUAL	15-16 GOAL
TOTAL	68	70	86	74	12	16	90
NEW	25	33	37	35	2	4	39
RETAINED	43	37	49	39	10	12	51
LOST	14	16	13				

BOYS_8 & UNDER				GIRLS_8 & UNDER			
	12-13	13-14	14-15		12-13	13-14	14-15
TOTAL	56	60	69	TOTAL	12	10	17
NEW	21	26	27	NEW	4	7	10
RETAINED	35	34	42	RETAINED	8	3	7
LOST	8	14	11	LOST	6	2	2
RATIO BOYS TO GIRLS			80.2%				19.8%



MNH0427 WASECA HOCKEY ASSOCIATION

BOYS & GIRLS_8 & UNDER				2 AND 2 CHALLENGE			
	12-13	13-14	14-15	14-15 GOAL	VS. GOAL	VS. ACTUAL	15-16 GOAL
TOTAL	0	48	61	52	9	13	65
NEW	0	39	24	41	(17)	(15)	26
RETAINED	0	9	37	11	26	28	39
LOST	0	0	4				

BOYS_8 & UNDER				GIRLS_8 & UNDER			
	12-13	13-14	14-15		12-13	13-14	14-15
TOTAL	0	42	53	TOTAL	0	6	8
NEW	0	35	19	NEW	0	4	5
RETAINED	0	7	34	RETAINED	0	2	3
LOST	0	0	3	LOST	0	0	1
RATIO BOYS TO GIRLS			86.9%				13.1%



DISTRICT 10

DISTRICT 10 - BOYS & GIRLS_8 & UNDER				# OF ASSOCIATIONS	18
	12-13	13-14	14-15	*NOT INCLUDED:	
TOTAL	1978	1995	2112		
NEW	748	826	940		
RETAINED	1230	1169	1172		
LOST	374	306	340		

MNH1001 ANDOVER HUSKIES YOUTH HOCKEY ASSOCIATION

BOYS & GIRLS_8 & UNDER				2 AND 2 CHALLENGE			
	12-13	13-14	14-15	14-15 GOAL	VS. GOAL	VS. ACTUAL	15-16 GOAL
TOTAL	147	157	160	161	(1)	3	164
NEW	56	62	66	64	2	4	68
RETAINED	91	95	94	97	(3)	(1)	96
LOST	15	11	14				

BOYS_8 & UNDER				GIRLS_8 & UNDER			
	12-13	13-14	14-15		12-13	13-14	14-15
TOTAL	122	127	128	TOTAL	25	30	32
NEW	47	47	49	NEW	9	15	17
RETAINED	75	80	79	RETAINED	16	15	15
LOST	10	9	9	LOST	5	2	5
RATIO BOYS TO GIRLS			80.0%				20.0%

MNH1002 ANOKA AREA HOCKEY ASSOCIATION

BOYS & GIRLS_8 & UNDER				2 AND 2 CHALLENGE			
	12-13	13-14	14-15	14-15 GOAL	VS. GOAL	VS. ACTUAL	15-16 GOAL
TOTAL	109	113	120	117	3	7	124
NEW	42	50	50	52	(2)	0	52
RETAINED	67	63	70	65	5	7	72
LOST	18	14	15				

BOYS_8 & UNDER				GIRLS_8 & UNDER			
	12-13	13-14	14-15		12-13	13-14	14-15
TOTAL	87	85	92	TOTAL	22	28	28
NEW	31	34	38	NEW	11	16	12
RETAINED	56	51	54	RETAINED	11	12	16
LOST	11	9	9	LOST	7	5	6
RATIO BOYS TO GIRLS			76.7%				23.3%



MNH1004 BLAINE YOUTH HOCKEY

BOYS & GIRLS_8 & UNDER				2 AND 2 CHALLENGE			
	12-13	13-14	14-15	14-15 GOAL	VS. GOAL	VS. ACTUAL	15-16 GOAL
TOTAL	114	123	168	127	41	45	172
NEW	34	53	87	55	32	34	89
RETAINED	80	70	81	72	9	11	83
LOST	29	8	8				

BOYS_8 & UNDER				GIRLS_8 & UNDER			
	12-13	13-14	14-15		12-13	13-14	14-15
TOTAL	87	100	127	TOTAL	27	23	41
NEW	26	44	63	NEW	8	9	24
RETAINED	61	56	64	RETAINED	19	14	17
LOST	21	7	8	LOST	8	1	0
RATIO BOYS TO GIRLS			75.6%				24.4%

MNH1005 CAMBRIDGE/ISANTI HOCKEY ASSOCIATION

BOYS & GIRLS_8 & UNDER				2 AND 2 CHALLENGE			
	12-13	13-14	14-15	14-15 GOAL	VS. GOAL	VS. ACTUAL	15-16 GOAL
TOTAL	94	94	97	98	(1)	3	101
NEW	28	39	39	41	(2)	0	41
RETAINED	66	55	58	57	1	3	60
LOST	13	10	17				

BOYS_8 & UNDER				GIRLS_8 & UNDER			
	12-13	13-14	14-15		12-13	13-14	14-15
TOTAL	74	77	78	TOTAL	20	17	19
NEW	19	30	29	NEW	9	9	10
RETAINED	55	47	49	RETAINED	11	8	9
LOST	11	8	13	LOST	2	2	4
RATIO BOYS TO GIRLS			80.4%				19.6%

MNH1006 CENTENNIAL YOUTH HOCKEY ASSOCIATION

BOYS & GIRLS_8 & UNDER				2 AND 2 CHALLENGE			
	12-13	13-14	14-15	14-15 GOAL	VS. GOAL	VS. ACTUAL	15-16 GOAL
TOTAL	163	170	191	174	17	21	195
NEW	48	68	83	70	13	15	85
RETAINED	115	102	108	104	4	6	110
LOST	18	12	18				

BOYS_8 & UNDER				GIRLS_8 & UNDER			
	12-13	13-14	14-15		12-13	13-14	14-15
TOTAL	122	133	149	TOTAL	41	37	42
NEW	37	52	64	NEW	11	16	19
RETAINED	85	81	85	RETAINED	30	21	23
LOST	16	8	14	LOST	2	4	4
RATIO BOYS TO GIRLS			78.0%				22.0%



MNH1007 CHAMPLIN PARK

BOYS & GIRLS_8 & UNDER				2 AND 2 CHALLENGE			
	12-13	13-14	14-15	14-15 GOAL	VS. GOAL	VS. ACTUAL	15-16 GOAL
TOTAL	104	120	107	124	(17)	(13)	111
NEW	31	54	34	56	(22)	(20)	36
RETAINED	73	66	73	68	5	7	75
LOST	14	11	8				

BOYS_8 & UNDER				GIRLS_8 & UNDER			
	12-13	13-14	14-15		12-13	13-14	14-15
TOTAL	77	86	82	TOTAL	27	34	25
NEW	20	38	27	NEW	11	16	7
RETAINED	57	48	55	RETAINED	16	18	18
LOST	11	9	2	LOST	3	2	6
RATIO BOYS TO GIRLS			76.6%				23.4%

MNH1008 CHISAGO LAKES HOCKEY ASSOCIATION

BOYS & GIRLS_8 & UNDER				2 AND 2 CHALLENGE			
	12-13	13-14	14-15	14-15 GOAL	VS. GOAL	VS. ACTUAL	15-16 GOAL
TOTAL	105	78	79	82	(3)	1	83
NEW	41	20	26	22	4	6	28
RETAINED	64	58	53	60	(7)	(5)	55
LOST	26	17	9				

BOYS_8 & UNDER				GIRLS_8 & UNDER			
	12-13	13-14	14-15		12-13	13-14	14-15
TOTAL	80	59	58	TOTAL	25	19	21
NEW	29	14	17	NEW	12	6	9
RETAINED	51	45	41	RETAINED	13	13	12
LOST	22	13	7	LOST	4	4	2
RATIO BOYS TO GIRLS			73.4%				26.6%

MNH1009 COON RAPIDS HOCKEY ASSOCIATION

BOYS & GIRLS_8 & UNDER				2 AND 2 CHALLENGE			
	12-13	13-14	14-15	14-15 GOAL	VS. GOAL	VS. ACTUAL	15-16 GOAL
TOTAL	121	132	124	136	(12)	(8)	128
NEW	39	55	58	57	1	3	60
RETAINED	82	77	66	79	(13)	(11)	68
LOST	23	15	24				

BOYS_8 & UNDER				GIRLS_8 & UNDER			
	12-13	13-14	14-15		12-13	13-14	14-15
TOTAL	92	107	98	TOTAL	29	25	26
NEW	27	46	42	NEW	12	9	16
RETAINED	65	61	56	RETAINED	17	16	10
LOST	18	12	18	LOST	5	3	6
RATIO BOYS TO GIRLS			79.0%				21.0%



MNH1010 ELK RIVER YOUTH HOCKEY ASSOCIATION

BOYS & GIRLS_8 & UNDER				2 AND 2 CHALLENGE			
	12-13	13-14	14-15	14-15 GOAL	VS. GOAL	VS. ACTUAL	15-16 GOAL
TOTAL	336	382	388	386	2	6	392
NEW	173	193	196	195	1	3	198
RETAINED	163	189	192	191	1	3	194
LOST	80	105	138				

BOYS_8 & UNDER				GIRLS_8 & UNDER			
	12-13	13-14	14-15		12-13	13-14	14-15
TOTAL	247	279	303	TOTAL	89	103	85
NEW	120	135	148	NEW	53	58	48
RETAINED	127	144	155	RETAINED	36	45	37
LOST	55	69	90	LOST	25	36	48
RATIO BOYS TO GIRLS			78.1%				21.9%

MNH1011 HINCKLEY YOUTH HOCKEY ASSOCIATION

BOYS & GIRLS_8 & UNDER				2 AND 2 CHALLENGE			
	12-13	13-14	14-15	14-15 GOAL	VS. GOAL	VS. ACTUAL	15-16 GOAL
TOTAL	29	30	19	34	(15)	(11)	23
NEW	11	9	3	11	(8)	(6)	5
RETAINED	18	21	16	23	(7)	(5)	18
LOST	13	8	6				

BOYS_8 & UNDER				GIRLS_8 & UNDER			
	12-13	13-14	14-15		12-13	13-14	14-15
TOTAL	19	21	15	TOTAL	10	9	4
NEW	7	4	3	NEW	4	5	0
RETAINED	12	17	12	RETAINED	6	4	4
LOST	8	4	3	LOST	5	4	3
RATIO BOYS TO GIRLS			78.9%				21.1%

MNH0121 IRONDALE YOUTH HOCKEY ASSOCIATION

BOYS & GIRLS_8 & UNDER				2 AND 2 CHALLENGE			
	12-13	13-14	14-15	14-15 GOAL	VS. GOAL	VS. ACTUAL	15-16 GOAL
TOTAL	84	62	45	66	(21)	(17)	49
NEW	32	17	18	19	(1)	1	20
RETAINED	52	45	27	47	(20)	(18)	29
LOST	15	17	18				

BOYS_8 & UNDER				GIRLS_8 & UNDER			
	12-13	13-14	14-15		12-13	13-14	14-15
TOTAL	62	48	34	TOTAL	22	14	11
NEW	23	13	12	NEW	9	4	6
RETAINED	39	35	22	RETAINED	13	10	5
LOST	12	12	15	LOST	3	5	3
RATIO BOYS TO GIRLS			75.6%				24.4%



MNH1012 MORA AREA YOUTH RECREATION ASSOCIATION

BOYS & GIRLS_8 & UNDER				2 AND 2 CHALLENGE			
	12-13	13-14	14-15	14-15 GOAL	VS. GOAL	VS. ACTUAL	15-16 GOAL
TOTAL	53	44	33	48	(15)	(11)	37
NEW	21	15	9	17	(8)	(6)	11
RETAINED	32	29	24	31	(7)	(5)	26
LOST	7	10	6				

BOYS_8 & UNDER				GIRLS_8 & UNDER			
	12-13	13-14	14-15		12-13	13-14	14-15
TOTAL	31	28	20	TOTAL	22	16	13
NEW	9	11	6	NEW	12	4	3
RETAINED	22	17	14	RETAINED	10	12	10
LOST	6	5	5	LOST	1	5	1
RATIO BOYS TO GIRLS			60.6%				39.4%

MNH1013 NORTH BRANCH HOCKEY ASSOCIATION

BOYS & GIRLS_8 & UNDER				2 AND 2 CHALLENGE			
	12-13	13-14	14-15	14-15 GOAL	VS. GOAL	VS. ACTUAL	15-16 GOAL
TOTAL	50	34	47	38	9	13	51
NEW	13	10	27	12	15	17	29
RETAINED	37	24	20	26	(6)	(4)	22
LOST	21	16	5				

BOYS_8 & UNDER				GIRLS_8 & UNDER			
	12-13	13-14	14-15		12-13	13-14	14-15
TOTAL	41	32	42	TOTAL	9	2	5
NEW	12	9	24	NEW	1	1	3
RETAINED	29	23	18	RETAINED	8	1	2
LOST	15	13	5	LOST	6	3	0
RATIO BOYS TO GIRLS			89.4%				10.6%

MNH1014 PINE CITY YOUTH HOCKEY

BOYS & GIRLS_8 & UNDER				2 AND 2 CHALLENGE			
	12-13	13-14	14-15	14-15 GOAL	VS. GOAL	VS. ACTUAL	15-16 GOAL
TOTAL	89	92	87	96	(9)	(5)	91
NEW	37	29	25	31	(6)	(4)	27
RETAINED	52	63	62	65	(3)	(1)	64
LOST	13	9	10				

BOYS_8 & UNDER				GIRLS_8 & UNDER			
	12-13	13-14	14-15		12-13	13-14	14-15
TOTAL	72	69	58	TOTAL	17	23	29
NEW	34	19	15	NEW	3	10	10
RETAINED	38	50	43	RETAINED	14	13	19
LOST	9	8	8	LOST	4	1	2
RATIO BOYS TO GIRLS			66.7%				33.3%



MNH1015 PRINCETON YOUTH HOCKEY ASSOCIATION

BOYS & GIRLS_8 & UNDER				2 AND 2 CHALLENGE			
	12-13	13-14	14-15	14-15 GOAL	VS. GOAL	VS. ACTUAL	15-16 GOAL
TOTAL	82	88	142	92	50	54	146
NEW	31	46	95	48	47	49	97
RETAINED	51	42	47	44	3	5	49
LOST	14	14	26				

BOYS_8 & UNDER				GIRLS_8 & UNDER			
	12-13	13-14	14-15		12-13	13-14	14-15
TOTAL	65	60	101	TOTAL	17	28	41
NEW	24	25	66	NEW	7	21	29
RETAINED	41	35	35	RETAINED	10	7	12
LOST	7	10	17	LOST	7	4	9
RATIO BOYS TO GIRLS			71.1%				28.9%

MNH1016 ROGERS YOUTH HOCKEY ASSOCIATION

BOYS & GIRLS_8 & UNDER				2 AND 2 CHALLENGE			
	12-13	13-14	14-15	14-15 GOAL	VS. GOAL	VS. ACTUAL	15-16 GOAL
TOTAL	137	127	140	131	9	13	144
NEW	52	41	55	43	12	14	57
RETAINED	85	86	85	88	(3)	(1)	87
LOST	10	7	7				

BOYS_8 & UNDER				GIRLS_8 & UNDER			
	12-13	13-14	14-15		12-13	13-14	14-15
TOTAL	109	104	118	TOTAL	28	23	22
NEW	37	33	45	NEW	15	8	10
RETAINED	72	71	73	RETAINED	13	15	12
LOST	9	6	5	LOST	1	1	2
RATIO BOYS TO GIRLS			84.3%				15.7%

MNH1018 SPRING LAKE PARK YOUTH HOCKEY

BOYS & GIRLS_8 & UNDER				2 AND 2 CHALLENGE			
	12-13	13-14	14-15	14-15 GOAL	VS. GOAL	VS. ACTUAL	15-16 GOAL
TOTAL	92	99	106	103	3	7	110
NEW	36	45	42	47	(5)	(3)	44
RETAINED	56	54	64	56	8	10	66
LOST	11	11	6				

BOYS_8 & UNDER				GIRLS_8 & UNDER			
	12-13	13-14	14-15		12-13	13-14	14-15
TOTAL	76	87	83	TOTAL	16	12	23
NEW	28	41	28	NEW	8	4	14
RETAINED	48	46	55	RETAINED	8	8	9
LOST	8	9	6	LOST	3	2	0
RATIO BOYS TO GIRLS			78.3%				21.7%



MNH1020 ST FRANCIS YOUTH HOCKEY ASSN

BOYS & GIRLS_8 & UNDER				2 AND 2 CHALLENGE			
	12-13	13-14	14-15	14-15 GOAL	VS. GOAL	VS. ACTUAL	15-16 GOAL
TOTAL	69	50	59	54	5	9	63
NEW	23	20	27	22	5	7	29
RETAINED	46	30	32	32	0	2	34
LOST	34	11	5				

BOYS_8 & UNDER				GIRLS_8 & UNDER			
	12-13	13-14	14-15		12-13	13-14	14-15
TOTAL	47	35	47	TOTAL	22	15	12
NEW	14	14	22	NEW	9	6	5
RETAINED	33	21	25	RETAINED	13	9	7
LOST	24	9	2	LOST	10	2	3
RATIO BOYS TO GIRLS			79.7%				20.3%



DISTRICT 11

DISTRICT 11 - BOYS & GIRLS_8 & UNDER	12-13	13-14	14-15	# OF ASSOCIATIONS
				10
TOTAL	765	785	835	*NOT INCLUDED:
NEW	260	301	335	*MNH1103 COOK COUNTY AMATEUR HOCKEY ASSOCIATION
RETAINED	505	484	505	
LOST	104	94	101	

MNH1101 CARLTON AMATEUR HOCKEY ASSOCIATION

BOYS & GIRLS_8 & UNDER				2 AND 2 CHALLENGE			
	12-13	13-14	14-15	14-15 GOAL	VS. GOAL	VS. ACTUAL	15-16 GOAL
TOTAL	23	12	14	16	(2)	2	18
NEW	5	6	8	8	0	2	10
RETAINED	18	6	6	8	(2)	0	8
LOST	4	8	6				

BOYS_8 & UNDER				GIRLS_8 & UNDER			
	12-13	13-14	14-15		12-13	13-14	14-15
TOTAL	21	9	11	TOTAL	2	3	3
NEW	4	5	7	NEW	1	1	1
RETAINED	17	4	4	RETAINED	1	2	2
LOST	4	8	5	LOST	0	0	1
RATIO BOYS TO GIRLS			78.6%				21.4%

MNH1102 CLOQUET AMATEUR HOCKEY ASSOCIATION

BOYS & GIRLS_8 & UNDER				2 AND 2 CHALLENGE			
	12-13	13-14	14-15	14-15 GOAL	VS. GOAL	VS. ACTUAL	15-16 GOAL
TOTAL	91	86	75	90	(15)	(11)	79
NEW	36	25	23	27	(4)	(2)	25
RETAINED	55	61	52	63	(11)	(9)	54
LOST	17	19	11				

BOYS_8 & UNDER				GIRLS_8 & UNDER			
	12-13	13-14	14-15		12-13	13-14	14-15
TOTAL	73	73	62	TOTAL	18	13	13
NEW	25	20	14	NEW	11	5	9
RETAINED	48	53	48	RETAINED	7	8	4
LOST	11	16	8	LOST	6	3	3
RATIO BOYS TO GIRLS			82.7%				17.3%



MNH1104 DULUTH AMATEUR HOCKEY ASSOCIATION

BOYS & GIRLS_8 & UNDER				2 AND 2 CHALLENGE			
	12-13	13-14	14-15	14-15 GOAL	VS. GOAL	VS. ACTUAL	15-16 GOAL
TOTAL	312	314	341	318	23	27	345
NEW	112	120	137	122	15	17	139
RETAINED	200	194	204	196	8	10	206
LOST	40	29	35				

BOYS_8 & UNDER				GIRLS_8 & UNDER			
	12-13	13-14	14-15		12-13	13-14	14-15
TOTAL	256	260	282	TOTAL	56	54	59
NEW	86	95	110	NEW	26	25	27
RETAINED	170	165	172	RETAINED	30	29	32
LOST	27	22	31	LOST	13	7	4
RATIO BOYS TO GIRLS			82.7%				17.3%

MNH1105 ESKO HOCKEY ASSOCIATION

BOYS & GIRLS_8 & UNDER				2 AND 2 CHALLENGE			
	12-13	13-14	14-15	14-15 GOAL	VS. GOAL	VS. ACTUAL	15-16 GOAL
TOTAL	26	40	43	44	(1)	3	47
NEW	9	22	23	24	(1)	1	25
RETAINED	17	18	25	20	5	7	27
LOST	2	2	6				

BOYS_8 & UNDER				GIRLS_8 & UNDER			
	12-13	13-14	14-15		12-13	13-14	14-15
TOTAL	22	36	35	TOTAL	4	4	8
NEW	6	20	17	NEW	3	2	6
RETAINED	16	16	23	RETAINED	1	2	2
LOST	2	0	5	LOST	0	2	1
RATIO BOYS TO GIRLS			81.4%				18.6%

MNH1106 HERMANTOWN AMATEUR HOCKEY ASSOCIATION

BOYS & GIRLS_8 & UNDER				2 AND 2 CHALLENGE			
	12-13	13-14	14-15	14-15 GOAL	VS. GOAL	VS. ACTUAL	15-16 GOAL
TOTAL	134	114	111	118	(7)	(3)	115
NEW	34	28	35	30	5	7	37
RETAINED	100	86	76	88	(12)	(10)	78
LOST	14	14	8				

BOYS_8 & UNDER				GIRLS_8 & UNDER			
	12-13	13-14	14-15		12-13	13-14	14-15
TOTAL	107	96	90	TOTAL	27	18	21
NEW	22	24	27	NEW	12	4	8
RETAINED	85	72	63	RETAINED	15	14	13
LOST	9	8	6	LOST	5	6	2
RATIO BOYS TO GIRLS			81.1%				18.9%



MNH1107 MOOSE LAKE AREA HOCKEY ASSOCIATION

BOYS & GIRLS_8 & UNDER				2 AND 2 CHALLENGE			
	12-13	13-14	14-15	14-15 GOAL	VS. GOAL	VS. ACTUAL	15-16 GOAL
TOTAL	29	50	53	54	(1)	3	57
NEW	3	32	19	34	(15)	(13)	21
RETAINED	26	18	34	20	14	16	36
LOST	7	1	7				

BOYS_8 & UNDER				GIRLS_8 & UNDER			
	12-13	13-14	14-15		12-13	13-14	14-15
TOTAL	20	37	38	TOTAL	9	13	15
NEW	0	23	11	NEW	3	9	8
RETAINED	20	14	27	RETAINED	6	4	7
LOST	4	1	4	LOST	3	0	3
RATIO BOYS TO GIRLS			71.7%				28.3%

MNH1108 PROCTOR AMATEUR HOCKEY ASSOCIATION

BOYS & GIRLS_8 & UNDER				2 AND 2 CHALLENGE			
	12-13	13-14	14-15	14-15 GOAL	VS. GOAL	VS. ACTUAL	15-16 GOAL
TOTAL	54	50	59	54	5	9	63
NEW	21	14	27	16	11	13	29
RETAINED	33	36	32	38	(6)	(4)	34
LOST	3	6	9				

BOYS_8 & UNDER				GIRLS_8 & UNDER			
	12-13	13-14	14-15		12-13	13-14	14-15
TOTAL	45	42	45	TOTAL	9	8	14
NEW	15	12	16	NEW	6	2	11
RETAINED	30	30	29	RETAINED	3	6	3
LOST	3	6	6	LOST	0	0	3
RATIO BOYS TO GIRLS			76.3%				23.7%

MNH1109 SILVER BAY BLUE LINE CLUB

BOYS & GIRLS_8 & UNDER				2 AND 2 CHALLENGE			
	12-13	13-14	14-15	14-15 GOAL	VS. GOAL	VS. ACTUAL	15-16 GOAL
TOTAL	31	42	43	46	(3)	1	47
NEW	12	18	16	20	(4)	(2)	18
RETAINED	19	24	27	26	1	3	29
LOST	8	4	7				

BOYS_8 & UNDER				GIRLS_8 & UNDER			
	12-13	13-14	14-15		12-13	13-14	14-15
TOTAL	20	24	26	TOTAL	11	18	17
NEW	7	9	9	NEW	5	9	7
RETAINED	13	15	17	RETAINED	6	9	10
LOST	6	2	2	LOST	2	2	5
RATIO BOYS TO GIRLS			60.5%				39.5%



MNH1110 TWIG HOCKEY ASSOCIATION

BOYS & GIRLS_8 & UNDER				2 AND 2 CHALLENGE			
	12-13	13-14	14-15	14-15 GOAL	VS. GOAL	VS. ACTUAL	15-16 GOAL
TOTAL	38	43	43	47	(4)	0	47
NEW	18	15	16	17	(1)	1	18
RETAINED	20	28	27	30	(3)	(1)	29
LOST	3	4	6				

BOYS_8 & UNDER				GIRLS_8 & UNDER			
	12-13	13-14	14-15		12-13	13-14	14-15
TOTAL	27	32	35	TOTAL	11	11	8
NEW	12	12	14	NEW	6	3	2
RETAINED	15	20	21	RETAINED	5	8	6
LOST	3	3	5	LOST	0	1	1
RATIO BOYS TO GIRLS			81.4%				18.6%

MNH1111 TWO HARBORS YOUTH HOCKEY ASSOCIATION

BOYS & GIRLS_8 & UNDER				2 AND 2 CHALLENGE			
	12-13	13-14	14-15	14-15 GOAL	VS. GOAL	VS. ACTUAL	15-16 GOAL
TOTAL	27	34	53	38	15	19	57
NEW	10	21	31	23	8	10	33
RETAINED	17	13	22	15	7	9	24
LOST	6	7	6				

BOYS_8 & UNDER				GIRLS_8 & UNDER			
	12-13	13-14	14-15		12-13	13-14	14-15
TOTAL	26	18	30	TOTAL	1	16	23
NEW	10	5	20	NEW	0	16	11
RETAINED	16	13	10	RETAINED	1	0	12
LOST	4	7	4	LOST	2	0	2
RATIO BOYS TO GIRLS			56.6%				43.4%



DISTRICT 12

DISTRICT 12 - BOYS & GIRLS_8 & UNDER				# OF ASSOCIATIONS	8
	12-13	13-14	14-15	*NOT INCLUDED:	
TOTAL	518	572	555		
NEW	213	221	190		
RETAINED	305	351	365		
LOST	69	66	67		

MNH1203 ELY BLUE LINE CLUB

BOYS & GIRLS_8 & UNDER				2 AND 2 CHALLENGE			
	12-13	13-14	14-15	14-15 GOAL	VS. GOAL	VS. ACTUAL	15-16 GOAL
TOTAL	40	56	50	60	(10)	(6)	54
NEW	16	27	17	29	(12)	(10)	19
RETAINED	24	29	33	31	2	4	35
LOST	5	7	13				

BOYS_8 & UNDER				GIRLS_8 & UNDER			
	12-13	13-14	14-15		12-13	13-14	14-15
TOTAL	32	47	38	TOTAL	8	9	12
NEW	9	22	10	NEW	7	5	7
RETAINED	23	25	28	RETAINED	1	4	5
LOST	3	3	10	LOST	2	4	3
RATIO BOYS TO GIRLS			76.0%				24.0%

MNH1204 EVELETH/GILBERT RECREATION COMMISSION

BOYS & GIRLS_8 & UNDER				2 AND 2 CHALLENGE			
	12-13	13-14	14-15	14-15 GOAL	VS. GOAL	VS. ACTUAL	15-16 GOAL
TOTAL	38	58	50	62	(12)	(8)	54
NEW	13	31	17	33	(16)	(14)	19
RETAINED	25	27	33	29	4	6	35
LOST	10	5	8				

BOYS_8 & UNDER				GIRLS_8 & UNDER			
	12-13	13-14	14-15		12-13	13-14	14-15
TOTAL	29	44	37	TOTAL	9	14	13
NEW	9	21	14	NEW	4	10	3
RETAINED	20	23	23	RETAINED	5	4	10
LOST	6	2	7	LOST	4	3	1
RATIO BOYS TO GIRLS			74.0%				26.0%



MNH1205 GRAND RAPIDS AMATEUR HOCKEY

BOYS & GIRLS_ 8 & UNDER				2 AND 2 CHALLENGE			
	12-13	13-14	14-15	14-15 GOAL	VS. GOAL	VS. ACTUAL	15-16 GOAL
TOTAL	135	149	152	153	(1)	3	156
NEW	47	56	50	58	(8)	(6)	52
RETAINED	88	93	102	95	7	9	104
LOST	18	14	14				

BOYS_ 8 & UNDER				GIRLS_ 8 & UNDER			
	12-13	13-14	14-15		12-13	13-14	14-15
TOTAL	102	114	118	TOTAL	33	35	34
NEW	33	40	36	NEW	14	16	14
RETAINED	69	74	82	RETAINED	19	19	20
LOST	14	9	11	LOST	4	5	3
RATIO BOYS TO GIRLS			77.6%				22.4%

MNH1206 GREENWAY AMATEUR HOCKEY ASSOCIATION

BOYS & GIRLS_ 8 & UNDER				2 AND 2 CHALLENGE			
	12-13	13-14	14-15	14-15 GOAL	VS. GOAL	VS. ACTUAL	15-16 GOAL
TOTAL	53	57	61	61	0	4	65
NEW	25	28	26	30	(4)	(2)	28
RETAINED	28	29	35	31	4	6	37
LOST	8	5	11				

BOYS_ 8 & UNDER				GIRLS_ 8 & UNDER			
	12-13	13-14	14-15		12-13	13-14	14-15
TOTAL	47	49	55	TOTAL	6	8	6
NEW	21	22	24	NEW	4	6	2
RETAINED	26	27	31	RETAINED	2	2	4
LOST	4	3	7	LOST	4	2	4
RATIO BOYS TO GIRLS			90.2%				9.8%

MNH1207 HIBBING YOUTH HOCKEY ASSOCIATION

BOYS & GIRLS_ 8 & UNDER				2 AND 2 CHALLENGE			
	12-13	13-14	14-15	14-15 GOAL	VS. GOAL	VS. ACTUAL	15-16 GOAL
TOTAL	75	83	92	87	5	9	96
NEW	31	27	40	29	11	13	42
RETAINED	44	56	52	58	(6)	(4)	54
LOST	9	6	4				

BOYS_ 8 & UNDER				GIRLS_ 8 & UNDER			
	12-13	13-14	14-15		12-13	13-14	14-15
TOTAL	65	68	68	TOTAL	10	15	24
NEW	28	16	28	NEW	3	11	12
RETAINED	37	52	40	RETAINED	7	4	12
LOST	9	5	3	LOST	0	1	1
RATIO BOYS TO GIRLS			73.9%				26.1%



MNH1208 INTERNATIONAL FALLS REC HOCKEY ASSOC

BOYS & GIRLS_8 & UNDER				2 AND 2 CHALLENGE			
	12-13	13-14	14-15	14-15 GOAL	VS. GOAL	VS. ACTUAL	15-16 GOAL
TOTAL	79	74	66	78	(12)	(8)	70
NEW	38	27	15	29	(14)	(12)	17
RETAINED	41	47	51	49	2	4	53
LOST	6	16	6				

BOYS_8 & UNDER				GIRLS_8 & UNDER			
	12-13	13-14	14-15		12-13	13-14	14-15
TOTAL	69	67	63	TOTAL	10	7	3
NEW	32	22	14	NEW	6	5	1
RETAINED	37	45	49	RETAINED	4	2	2
LOST	5	12	1	LOST	1	4	5
RATIO BOYS TO GIRLS			95.5%				4.5%

MNH1209 MESABI EAST

BOYS & GIRLS_8 & UNDER				2 AND 2 CHALLENGE			
	12-13	13-14	14-15	14-15 GOAL	VS. GOAL	VS. ACTUAL	15-16 GOAL
TOTAL	37	30	20	34	(14)	(10)	24
NEW	16	6	2	8	(6)	(4)	4
RETAINED	21	24	18	26	(8)	(6)	20
LOST	2	8	4				

BOYS_8 & UNDER				GIRLS_8 & UNDER			
	12-13	13-14	14-15		12-13	13-14	14-15
TOTAL	32	25	19	TOTAL	5	5	1
NEW	15	4	2	NEW	1	2	0
RETAINED	17	21	17	RETAINED	4	3	1
LOST	2	7	2	LOST	0	1	2
RATIO BOYS TO GIRLS			95.0%				5.0%

MNH1210 VIRGINIA AMATEUR HOCKEY ASSOCIATION

BOYS & GIRLS_8 & UNDER				2 AND 2 CHALLENGE			
	12-13	13-14	14-15	14-15 GOAL	VS. GOAL	VS. ACTUAL	15-16 GOAL
TOTAL	61	65	64	69	(5)	(1)	68
NEW	27	19	23	21	2	4	25
RETAINED	34	46	41	48	(7)	(5)	43
LOST	11	5	7				

BOYS_8 & UNDER				GIRLS_8 & UNDER			
	12-13	13-14	14-15		12-13	13-14	14-15
TOTAL	55	60	58	TOTAL	6	5	6
NEW	23	17	19	NEW	4	2	4
RETAINED	32	43	39	RETAINED	2	3	2
LOST	11	3	6	LOST	0	2	1
RATIO BOYS TO GIRLS			90.6%				9.4%



DISTRICT 15

DISTRICT 15 - BOYS & GIRLS 8 & UNDER	12-13	13-14	14-15	# OF ASSOCIATIONS
				14
TOTAL	1086	1116	1149	*NOT INCLUDED:
NEW	401	429	439	*MNH1515 PERHAM AREA YOUTH HOCKEY ASSOCIATION
RETAINED	685	687	710	
LOST	221	191	157	

MNH1501 NORTHERN LAKES YOUTH HOCKEY (AITKIN/CROSBY/IRONTON HOCKEY)

BOYS & GIRLS 8 & UNDER	12-13	13-14	14-15	2 AND 2 CHALLENGE			
				14-15 GOAL	VS. GOAL	VS. ACTUAL	15-16 GOAL
TOTAL	110	121	113	125	(12)	(8)	117
NEW	43	47	41	49	(8)	(6)	43
RETAINED	67	74	72	76	(4)	(2)	74
LOST	25	16	22				

BOYS 8 & UNDER				GIRLS 8 & UNDER			
	12-13	13-14	14-15		12-13	13-14	14-15
TOTAL	96	101	93	TOTAL	14	20	20
NEW	35	35	30	NEW	8	12	11
RETAINED	61	66	63	RETAINED	6	8	9
LOST	18	13	18	LOST	7	3	4
RATIO BOYS TO GIRLS			82.3%				17.7%

MNH1502 ALEXANDRIA AREA HOCKEY ASSOCIATION

BOYS & GIRLS 8 & UNDER	12-13	13-14	14-15	2 AND 2 CHALLENGE			
				14-15 GOAL	VS. GOAL	VS. ACTUAL	15-16 GOAL
TOTAL	118	135	140	139	1	5	144
NEW	41	61	50	63	(13)	(11)	52
RETAINED	77	74	90	76	14	16	92
LOST	18	14	13				

BOYS 8 & UNDER				GIRLS 8 & UNDER			
	12-13	13-14	14-15		12-13	13-14	14-15
TOTAL	82	99	99	TOTAL	36	36	41
NEW	27	46	33	NEW	14	15	17
RETAINED	55	53	66	RETAINED	22	21	24
LOST	11	9	11	LOST	7	5	2
RATIO BOYS TO GIRLS			70.7%				29.3%



MNH1503 BENSON HOCKEY ASSOCIATION

BOYS & GIRLS_8 & UNDER				2 AND 2 CHALLENGE			
	12-13	13-14	14-15	14-15 GOAL	VS. GOAL	VS. ACTUAL	15-16 GOAL
TOTAL	26	28	25	32	(7)	(3)	29
NEW	4	12	8	14	(6)	(4)	10
RETAINED	22	16	17	18	(1)	1	19
LOST	5	4	7				

BOYS_8 & UNDER				GIRLS_8 & UNDER			
	12-13	13-14	14-15		12-13	13-14	14-15
TOTAL	21	21	19	TOTAL	5	7	6
NEW	2	9	5	NEW	2	3	3
RETAINED	19	12	14	RETAINED	3	4	3
LOST	3	3	5	LOST	2	1	2
RATIO BOYS TO GIRLS			76.0%				24.0%

MNH1504 BRAINERD AMATEUR HOCKEY ASSOCIATION

BOYS & GIRLS_8 & UNDER				2 AND 2 CHALLENGE			
	12-13	13-14	14-15	14-15 GOAL	VS. GOAL	VS. ACTUAL	15-16 GOAL
TOTAL	171	165	165	169	(4)	0	169
NEW	68	59	59	61	(2)	0	61
RETAINED	103	106	106	108	(2)	0	108
LOST	48	35	25				

BOYS_8 & UNDER				GIRLS_8 & UNDER			
	12-13	13-14	14-15		12-13	13-14	14-15
TOTAL	135	122	121	TOTAL	36	43	44
NEW	51	40	38	NEW	17	19	21
RETAINED	84	82	83	RETAINED	19	24	23
LOST	36	29	19	LOST	12	6	6
RATIO BOYS TO GIRLS			73.3%				26.7%

MNH1505 DETROIT LAKES YOUTH HOCKEY ASSOCIATION

BOYS & GIRLS_8 & UNDER				2 AND 2 CHALLENGE			
	12-13	13-14	14-15	14-15 GOAL	VS. GOAL	VS. ACTUAL	15-16 GOAL
TOTAL	81	89	104	93	11	15	108
NEW	35	39	46	41	5	7	48
RETAINED	46	50	58	52	6	8	60
LOST	14	13	13				

BOYS_8 & UNDER				GIRLS_8 & UNDER			
	12-13	13-14	14-15		12-13	13-14	14-15
TOTAL	64	68	83	TOTAL	17	21	21
NEW	27	31	37	NEW	8	8	9
RETAINED	37	37	46	RETAINED	9	13	12
LOST	10	10	8	LOST	4	3	5
RATIO BOYS TO GIRLS			79.8%				20.2%



MNH1506 FERGUS FALLS HOCKEY ASSOCIATION

BOYS & GIRLS_8 & UNDER				2 AND 2 CHALLENGE			
	12-13	13-14	14-15	14-15 GOAL	VS. GOAL	VS. ACTUAL	15-16 GOAL
TOTAL	102	89	95	93	2	6	99
NEW	34	30	35	32	3	5	37
RETAINED	68	59	60	61	(1)	1	62
LOST	17	20	9				

BOYS_8 & UNDER				GIRLS_8 & UNDER			
	12-13	13-14	14-15		12-13	13-14	14-15
TOTAL	81	71	74	TOTAL	21	18	21
NEW	26	24	29	NEW	8	6	6
RETAINED	55	47	45	RETAINED	13	12	15
LOST	14	18	7	LOST	3	2	2
RATIO BOYS TO GIRLS			77.9%				22.1%

MNH1507 WALKER YOUTH HOCKEY (LEECH LAKE AREA HOCKEY ASSOCIATION)

BOYS & GIRLS_8 & UNDER				2 AND 2 CHALLENGE			
	12-13	13-14	14-15	14-15 GOAL	VS. GOAL	VS. ACTUAL	15-16 GOAL
TOTAL	32	20	22	24	(2)	2	26
NEW	18	5	8	7	1	3	10
RETAINED	14	15	14	17	(3)	(1)	16
LOST	0	12	3				

BOYS_8 & UNDER				GIRLS_8 & UNDER			
	12-13	13-14	14-15		12-13	13-14	14-15
TOTAL	21	14	16	TOTAL	11	6	6
NEW	11	3	6	NEW	7	2	2
RETAINED	10	11	10	RETAINED	4	4	4
LOST	0	6	2	LOST	0	6	1
RATIO BOYS TO GIRLS			72.7%				27.3%

MNH1508 LITTLE FALLS YOUTH HOCKEY ASSOCIATION

BOYS & GIRLS_8 & UNDER				2 AND 2 CHALLENGE			
	12-13	13-14	14-15	14-15 GOAL	VS. GOAL	VS. ACTUAL	15-16 GOAL
TOTAL	76	69	76	73	3	7	80
NEW	23	19	27	21	6	8	29
RETAINED	53	50	49	52	(3)	(1)	51
LOST	25	14	11				

BOYS_8 & UNDER				GIRLS_8 & UNDER			
	12-13	13-14	14-15		12-13	13-14	14-15
TOTAL	56	56	64	TOTAL	20	13	12
NEW	14	16	22	NEW	9	3	5
RETAINED	42	40	42	RETAINED	11	10	7
LOST	11	8	7	LOST	14	6	4
RATIO BOYS TO GIRLS			84.2%				15.8%



MNH1509 LONG PRAIRIE HOCKEY

BOYS & GIRLS_8 & UNDER				2 AND 2 CHALLENGE			
	12-13	13-14	14-15	14-15 GOAL	VS. GOAL	VS. ACTUAL	15-16 GOAL
TOTAL	28	36	36	40	(4)	0	40
NEW	7	13	12	15	(3)	(1)	14
RETAINED	21	23	24	25	(1)	1	26
LOST	6	2	4				

BOYS_8 & UNDER				GIRLS_8 & UNDER			
	12-13	13-14	14-15		12-13	13-14	14-15
TOTAL	20	28	22	TOTAL	8	8	14
NEW	6	11	5	NEW	1	2	7
RETAINED	14	17	17	RETAINED	7	6	7
LOST	3	1	4	LOST	3	1	0
RATIO BOYS TO GIRLS			61.1%				38.9%

MNH1511 MOORHEAD YOUTH HOCKEY ASSOCIATION

BOYS & GIRLS_8 & UNDER				2 AND 2 CHALLENGE			
	12-13	13-14	14-15	14-15 GOAL	VS. GOAL	VS. ACTUAL	15-16 GOAL
TOTAL	217	224	226	228	(2)	2	230
NEW	81	72	77	74	3	5	79
RETAINED	136	152	149	154	(5)	(3)	151
LOST	29	28	20				

BOYS_8 & UNDER				GIRLS_8 & UNDER			
	12-13	13-14	14-15		12-13	13-14	14-15
TOTAL	182	184	182	TOTAL	35	40	44
NEW	66	56	55	NEW	15	16	22
RETAINED	116	128	127	RETAINED	20	24	22
LOST	20	20	15	LOST	9	8	5
RATIO BOYS TO GIRLS			80.5%				19.5%

MNH1512 MORRIS HOCKEY ASSOCIATION

BOYS & GIRLS_8 & UNDER				2 AND 2 CHALLENGE			
	12-13	13-14	14-15	14-15 GOAL	VS. GOAL	VS. ACTUAL	15-16 GOAL
TOTAL	30	30	28	34	(6)	(2)	32
NEW	8	12	13	14	(1)	1	15
RETAINED	22	18	15	20	(5)	(3)	17
LOST	9	7	4				

BOYS_8 & UNDER				GIRLS_8 & UNDER			
	12-13	13-14	14-15		12-13	13-14	14-15
TOTAL	25	27	23	TOTAL	5	3	5
NEW	7	12	10	NEW	1	0	3
RETAINED	18	15	13	RETAINED	4	3	2
LOST	5	6	3	LOST	4	1	1
RATIO BOYS TO GIRLS			82.1%				17.9%



MNH1513 PARK RAPIDS AMATEUR HOCKEY ASSOCIATION

BOYS & GIRLS_8 & UNDER				2 AND 2 CHALLENGE			
	12-13	13-14	14-15	14-15 GOAL	VS. GOAL	VS. ACTUAL	15-16 GOAL
TOTAL	34	27	25	31	(6)	(2)	29
NEW	10	11	14	13	1	3	16
RETAINED	24	16	11	18	(7)	(5)	13
LOST	9	10	8				

BOYS_8 & UNDER				GIRLS_8 & UNDER			
	12-13	13-14	14-15		12-13	13-14	14-15
TOTAL	25	22	20	TOTAL	9	5	5
NEW	8	7	9	NEW	2	4	5
RETAINED	17	15	11	RETAINED	7	1	0
LOST	6	5	3	LOST	3	5	5
RATIO BOYS TO GIRLS			80.0%				20.0%

MNH1516 SAUK CENTRE YOUTH HOCKEY ASSOCIATION

BOYS & GIRLS_8 & UNDER				2 AND 2 CHALLENGE			
	12-13	13-14	14-15	14-15 GOAL	VS. GOAL	VS. ACTUAL	15-16 GOAL
TOTAL	26	37	49	41	8	12	53
NEW	10	19	26	21	5	7	28
RETAINED	16	18	23	20	3	5	25
LOST	6	4	6				

BOYS_8 & UNDER				GIRLS_8 & UNDER			
	12-13	13-14	14-15		12-13	13-14	14-15
TOTAL	20	30	38	TOTAL	6	7	11
NEW	6	15	21	NEW	4	4	5
RETAINED	14	15	17	RETAINED	2	3	6
LOST	6	1	6	LOST	0	3	0
RATIO BOYS TO GIRLS			77.6%				22.4%

MNH1517 WADENA HOCKEY ASSOCIATION

BOYS & GIRLS_8 & UNDER				2 AND 2 CHALLENGE			
	12-13	13-14	14-15	14-15 GOAL	VS. GOAL	VS. ACTUAL	15-16 GOAL
TOTAL	35	46	45	50	(5)	(1)	49
NEW	19	30	23	32	(9)	(7)	25
RETAINED	16	16	22	18	4	6	24
LOST	10	12	12				

BOYS_8 & UNDER				GIRLS_8 & UNDER			
	12-13	13-14	14-15		12-13	13-14	14-15
TOTAL	29	37	31	TOTAL	6	9	14
NEW	13	23	14	NEW	6	7	9
RETAINED	16	14	17	RETAINED	0	2	5
LOST	7	9	10	LOST	3	3	2
RATIO BOYS TO GIRLS			68.9%				31.1%



DISTRICT 16

DISTRICT 16 - BOYS & GIRLS_8 & UNDER				# OF ASSOCIATIONS	11
	12-13	13-14	14-15	*NOT INCLUDED:	
TOTAL	676	668	766		
NEW	209	246	299		
RETAINED	467	422	467		
LOST	106	94	107		

MNH1601 BAGLEY YOUTH HOCKEY ASSOCIATION

BOYS & GIRLS_8 & UNDER				2 AND 2 CHALLENGE			
	12-13	13-14	14-15	14-15 GOAL	VS. GOAL	VS. ACTUAL	15-16 GOAL
TOTAL	37	26	37	30	7	11	41
NEW	10	8	19	10	9	11	21
RETAINED	27	18	18	20	(2)	0	20
LOST	9	10	3				

BOYS_8 & UNDER				GIRLS_8 & UNDER			
	12-13	13-14	14-15		12-13	13-14	14-15
TOTAL	30	23	33	TOTAL	7	3	4
NEW	8	7	17	NEW	2	1	2
RETAINED	22	16	16	RETAINED	5	2	2
LOST	8	8	3	LOST	1	2	0
RATIO BOYS TO GIRLS			89.2%				10.8%

MNH1602 BEMIDJI YOUTH HOCKEY ASSOCIATION

BOYS & GIRLS_8 & UNDER				2 AND 2 CHALLENGE			
	12-13	13-14	14-15	14-15 GOAL	VS. GOAL	VS. ACTUAL	15-16 GOAL
TOTAL	96	91	155	95	60	64	159
NEW	40	36	94	38	56	58	96
RETAINED	56	55	61	57	4	6	63
LOST	16	8	12				

BOYS_8 & UNDER				GIRLS_8 & UNDER			
	12-13	13-14	14-15		12-13	13-14	14-15
TOTAL	85	80	85	TOTAL	11	11	70
NEW	35	32	32	NEW	5	4	62
RETAINED	50	48	53	RETAINED	6	7	8
LOST	10	6	12	LOST	6	2	0
RATIO BOYS TO GIRLS			54.8%				45.2%



MNH1603 BLACKDUCK YOUTH SKATING ASSOCIATION

BOYS & GIRLS_8 & UNDER				2 AND 2 CHALLENGE			
	12-13	13-14	14-15	14-15 GOAL	VS. GOAL	VS. ACTUAL	15-16 GOAL
TOTAL	16	13	20	17	3	7	24
NEW	7	5	7	7	0	2	9
RETAINED	9	8	13	10	3	5	15
LOST	2	6	2				

BOYS_8 & UNDER				GIRLS_8 & UNDER			
	12-13	13-14	14-15		12-13	13-14	14-15
TOTAL	10	8	13	TOTAL	6	5	7
NEW	4	3	6	NEW	3	2	1
RETAINED	6	5	7	RETAINED	3	3	6
LOST	0	3	1	LOST	2	3	1
RATIO BOYS TO GIRLS			65.0%				35.0%

MNH1604 CROOKSTON PARKS & RECREATION DEPARTMENT

BOYS & GIRLS_8 & UNDER				2 AND 2 CHALLENGE			
	12-13	13-14	14-15	14-15 GOAL	VS. GOAL	VS. ACTUAL	15-16 GOAL
TOTAL	28	28	39	32	7	11	43
NEW	14	14	8	16	(8)	(6)	10
RETAINED	14	14	31	16	15	17	33
LOST	8	9	22				

BOYS_8 & UNDER				GIRLS_8 & UNDER			
	12-13	13-14	14-15		12-13	13-14	14-15
TOTAL	19	17	28	TOTAL	9	11	11
NEW	11	9	5	NEW	3	5	3
RETAINED	8	8	23	RETAINED	6	6	8
LOST	2	6	13	LOST	6	3	9
RATIO BOYS TO GIRLS			71.8%				28.2%

MNH1605 EAST GRAND FORKS PARKS AND RECREATION

BOYS & GIRLS_8 & UNDER				2 AND 2 CHALLENGE			
	12-13	13-14	14-15	14-15 GOAL	VS. GOAL	VS. ACTUAL	15-16 GOAL
TOTAL	96	104	96	108	(12)	(8)	100
NEW	31	43	27	45	(18)	(16)	29
RETAINED	65	61	69	63	6	8	71
LOST	10	11	13				

BOYS_8 & UNDER				GIRLS_8 & UNDER			
	12-13	13-14	14-15		12-13	13-14	14-15
TOTAL	84	87	81	TOTAL	12	17	15
NEW	25	33	20	NEW	6	10	7
RETAINED	59	54	61	RETAINED	6	7	8
LOST	8	10	9	LOST	2	1	4
RATIO BOYS TO GIRLS			84.4%				15.6%



MNH1606 HALLOCK HOCKEY ASSOCIATION

BOYS & GIRLS_ 8 & UNDER				2 AND 2 CHALLENGE			
	12-13	13-14	14-15	14-15 GOAL	VS. GOAL	VS. ACTUAL	15-16 GOAL
TOTAL	26	37	44	41	3	7	48
NEW	10	20	18	22	(4)	(2)	20
RETAINED	16	17	26	19	7	9	28
LOST	2	1	8				

BOYS_ 8 & UNDER				GIRLS_ 8 & UNDER			
	12-13	13-14	14-15		12-13	13-14	14-15
TOTAL	23	31	37	TOTAL	3	6	7
NEW	8	17	13	NEW	2	3	5
RETAINED	15	14	24	RETAINED	1	3	2
LOST	2	1	4	LOST	0	0	4
RATIO BOYS TO GIRLS			84.1%				15.9%

MNH1607 LAKE OF THE WOODS YOUTH HOCKEY

BOYS & GIRLS_ 8 & UNDER				2 AND 2 CHALLENGE			
	12-13	13-14	14-15	14-15 GOAL	VS. GOAL	VS. ACTUAL	15-16 GOAL
TOTAL	51	39	55	43	12	16	59
NEW	15	10	27	12	15	17	29
RETAINED	36	29	28	31	(3)	(1)	30
LOST	8	13	4				

BOYS_ 8 & UNDER				GIRLS_ 8 & UNDER			
	12-13	13-14	14-15		12-13	13-14	14-15
TOTAL	41	30	42	TOTAL	10	9	13
NEW	12	6	19	NEW	3	4	8
RETAINED	29	24	23	RETAINED	7	5	5
LOST	6	8	2	LOST	2	5	2
RATIO BOYS TO GIRLS			76.4%				23.6%

MNH1608 RED LAKE FALLS BLUE LINE CLUB

BOYS & GIRLS_ 8 & UNDER				2 AND 2 CHALLENGE			
	12-13	13-14	14-15	14-15 GOAL	VS. GOAL	VS. ACTUAL	15-16 GOAL
TOTAL	46	51	45	55	(10)	(6)	49
NEW	17	20	10	22	(12)	(10)	12
RETAINED	29	31	35	33	2	4	37
LOST	5	7	15				

BOYS_ 8 & UNDER				GIRLS_ 8 & UNDER			
	12-13	13-14	14-15		12-13	13-14	14-15
TOTAL	38	42	35	TOTAL	8	9	10
NEW	13	17	5	NEW	4	3	5
RETAINED	25	25	30	RETAINED	4	6	5
LOST	5	5	12	LOST	0	2	3
RATIO BOYS TO GIRLS			77.8%				22.2%



MNH1609 ROSEAU AMATEUR HOCKEY ASSOCIATION

BOYS & GIRLS_8 & UNDER				2 AND 2 CHALLENGE			
	12-13	13-14	14-15	14-15 GOAL	VS. GOAL	VS. ACTUAL	15-16 GOAL
TOTAL	94	89	89	93	(4)	0	93
NEW	22	27	25	29	(4)	(2)	27
RETAINED	72	62	64	64	0	2	66
LOST	10	5	3				

BOYS_8 & UNDER				GIRLS_8 & UNDER			
	12-13	13-14	14-15		12-13	13-14	14-15
TOTAL	58	53	51	TOTAL	36	36	38
NEW	11	16	14	NEW	11	11	11
RETAINED	47	37	37	RETAINED	25	25	27
LOST	8	3	1	LOST	2	2	2
RATIO BOYS TO GIRLS			57.3%				42.7%

MNH1610 THIEF RIVER FALLS AMATEUR HOCKEY

BOYS & GIRLS_8 & UNDER				2 AND 2 CHALLENGE			
	12-13	13-14	14-15	14-15 GOAL	VS. GOAL	VS. ACTUAL	15-16 GOAL
TOTAL	109	109	103	113	(10)	(6)	107
NEW	26	37	34	39	(5)	(3)	36
RETAINED	83	72	69	74	(5)	(3)	71
LOST	18	14	18				

BOYS_8 & UNDER				GIRLS_8 & UNDER			
	12-13	13-14	14-15		12-13	13-14	14-15
TOTAL	86	88	88	TOTAL	23	21	15
NEW	20	26	25	NEW	6	11	9
RETAINED	66	62	63	RETAINED	17	10	6
LOST	12	8	9	LOST	6	6	9
RATIO BOYS TO GIRLS			85.4%				14.6%

MNH1611 WARROAD MINOR HOCKEY CLUB

BOYS & GIRLS_8 & UNDER				2 AND 2 CHALLENGE			
	12-13	13-14	14-15	14-15 GOAL	VS. GOAL	VS. ACTUAL	15-16 GOAL
TOTAL	77	81	83	85	(2)	2	87
NEW	17	26	30	28	2	4	32
RETAINED	60	55	53	57	(4)	(2)	55
LOST	18	10	7				

BOYS_8 & UNDER				GIRLS_8 & UNDER			
	12-13	13-14	14-15		12-13	13-14	14-15
TOTAL	57	54	60	TOTAL	20	27	23
NEW	10	13	25	NEW	7	13	5
RETAINED	47	41	35	RETAINED	13	14	18
LOST	11	5	4	LOST	7	5	3
RATIO BOYS TO GIRLS			72.3%				27.7%



OTHER

MNH0002 MNH SPECIAL HOCKEY

BOYS & GIRLS_8 & UNDER				2 AND 2 CHALLENGE			
	12-13	13-14	14-15	14-15 GOAL	VS. GOAL	VS. ACTUAL	15-16 GOAL
TOTAL	15	12	12	16	(4)	0	16
NEW	8	7	5	9	(4)	(2)	7
RETAINED	7	5	7	7	0	2	9
LOST	4	2	1				

BOYS_8 & UNDER				GIRLS_8 & UNDER			
	12-13	13-14	14-15		12-13	13-14	14-15
TOTAL	11	9	11	TOTAL	4	3	1
NEW	6	5	5	NEW	2	2	0
RETAINED	5	4	6	RETAINED	2	1	1
LOST	4	1	1	LOST	0	1	0
RATIO BOYS TO GIRLS			91.7%				8.3%