

How do I get to Dibs?

You must complete the [Volunteer Registration](#) first. This additional registration is accessible from www.princetonyouthhockey.com or from the [Volunteer Program](#) page.

PRINCETON YOUTH HOCKEY ASSOCIATION

Latest PYHA News

VOLUNTEER SYSTEM (DIBS) IS NOW AVAILABLE - YOU MUST REGISTER FIRST

09/20/2011, 2:00pm (CDT)
By Jeff Swanson

This is a an additional registration and will only take 2-3 minutes to complete.

[Read More](#)

DIBS VOLUNTEER REGISTRATION

2011-2012 PYHA Volunteer Registration

[Register](#)

This is a an additional registration and will only take 2-3 minutes to complete.

ATTENTION COACHES - NEW CEP

Volunteer Program

Enter using the same account information you used at the time of player registration. Click *Login*.

WELCOME

YOU MUST REGISTER WITH THE SAME ACCOUNT USED TO REGISTER YOUR PLAYER(S)

On the next page; choose "I am registering a child" and select a player that was registered for this 2011-2012 season. If you registered more than one player, please select your older player's name.

Registration is needed to access Dibs, the online volunteer opportunity and tracking tool. The process should take less than 2-3 minutes to complete.

Families with multiple accounts can only use one account and that account must be the one used to register your player(s).

Scroll down to login

To complete the 2011-2012 PYHA Volunteer Registration, please login or create an account.

NGIN Login **NGIN Sign Up**

Email Address or Username:

Password:

[Forgot your password?](#)

If you don't have an NGIN account you can sign up for free today.

Once you have logged in, read the instructions. Click *Continue*.

The screenshot shows a web interface with a dark sidebar on the left containing a menu with items: Welcome, Who Are You Registering?, Volunteer Information, Summary, and Receipt. The main content area has an orange header with the word 'WELCOME'. Below the header, the text reads: 'YOU MUST REGISTER WITH THE SAME ACCOUNT USED TO REGISTER YOUR PLAYER(S)'. A sub-header in red says: 'On the next page: choose "I am registering a child" and select a player that was registered for this 2011-2012 season. If you registered more than one player, please select your older player's name.' Below this, there are two paragraphs of text explaining the registration process and a note for families with multiple accounts. At the bottom, there is a 'Continue' button with a red arrow pointing to it from the left.

Choose "I am registering a child" and select a player registered for this 2011-2012 season. If you registered more than one player, please select your older player's name. Click *Continue*.

The screenshot shows the 'WHO ARE YOU REGISTERING?' page. The sidebar menu is the same as in the previous screenshot, but 'Who Are You Registering?' is highlighted. The main content area has an orange header with the text 'WHO ARE YOU REGISTERING?'. Below the header, the text reads: 'Who Are You Registering?'. A sub-header says: 'Select Who You Are Registering:'. There are two radio button options: 'I am registering a child.' (which is selected and has a red arrow pointing to it) and 'I am registering a person or team unconnected to my account. (Admin Only)'. Below these options is a list of children: 'Joshua Swanson (child) Joshua Swanson has already completed this Registration.', 'Matthew Swanson (child)' (which is selected and has a red arrow pointing to it), and 'Add a New Child to My Account'. At the bottom, there is a 'Continue' button with a red arrow pointing to it from the left.

If you registered one player under your account choose "ONLY 1", if your registered more than one player under the same account, choose "2 OR MORE". Click *Save and View Summary*.

The screenshot shows the 'VOLUNTEER INFORMATION' page. The sidebar menu is the same as in the previous screenshots, but 'Volunteer Information' is highlighted. The main content area has an orange header with the text 'VOLUNTEER INFORMATION'. Below the header, there is a profile bar that says 'Currently Registering: Matthew Swanson'. Below that, there is a red instruction: 'Please enter the name of a child you registered for during the regular season registration. If you registered more than one player, please enter your older child's name.' There are two text input fields: 'First Name: *' with 'Josuhua' entered, and 'Last Name: *' with 'Swanson' entered. Below these fields are two radio button options: 'ONLY 1' and '2 OR MORE' (which is selected and has a red arrow pointing to it). There is a 'Clear Current Selection' link below the radio buttons. At the bottom, there is a 'Save & View Summary' button with a red arrow pointing to it from the left.

Review the summary page. Click *Complete Registration*.

Summary

2011-2012 PYHA Volunteer Registration Summary

Please Review the following information below. Click "Edit" to return to a specific page and make changes. This Registration is not complete until you click "Complete Registration" below.

Matthew Swanson X [Delete Entry](#)

Volunteer Information [Edit](#)

First Name	Matthew
Last Name	Swanson
How many children did you register for 2011-2012?	2 OR MORE

[Complete Registration](#)

Once you have completed this additional registration, you can access [Dibs](#) and login.

PRINCETON YOUTH HOCKEY ASSOCIATION

HOME NEWS CALENDAR PHOTOS DOCUMENTS BOARD OF DIRECTORS CONTACT SPONSORS **DIBS**

dibs
CLAIM RESPONSIBILITY

Active Archived

"Dibs" is an online tool that helps keep members organized by providing a platform to assign and claim responsibility. Site members can browse Dib Sessions below and claim responsibility for Dib Items. Members then complete Dib Items to fulfill their Dib Session requirements.

[Please login to access all Dib Sessions and to claim Dib Items.](#)

©2011 Princeton Youth Hockey / SPORT NGIN. All Rights Reserved. [Terms of Use](#) [Privacy Policy](#) [Help](#) POWERED BY **NGIN**

Login Screen –enter using the same account information you used at the time of player registration.

NGIN empowering organizations

NGIN (pronounced "Engine") is a powerful, easy-to-use website platform for organizations. NGIN is more than just a website- it is a robust platform featuring a complete suite of timesaving tools that empower organizations and their members to connect online like never before.

NOTE: You can use your NGIN Account Username and Password to sign in to Princeton Youth Hockey , and any other site on the [NGIN Platform](#).

Account Login

Email Address or Username:

Password:

[Forgot your password?](#) Remember Me

[Don't have an NGIN account?](#)

At this point you should see two Dib Sessions, one for tournament hours and one for non-tournament hours. Review the [Volunteer Program Details](#) for requirements and general information.

HOME NEWS CALENDAR TEAMS PHOTOS DOCUMENTS BOARD OF DIRECTORS CONTACT SPONSORS **DIBS**

dibs
CLAIM RESPONSIBILITY

Jeff Swanson [My Dibs: View all of my currently claimed Dib items.](#)

Active Archived

"Dibs" is an online tool that helps keep members organized by providing a platform to assign and claim responsibility. Site members can browse Dib Sessions below and claim responsibility for Dib Items. Members then complete Dib Items to fulfill their Dib Session requirements.

Assigned Dib Sessions

Dib Session	Assigned To	Claimed	Complete	Required	Session Progress	Responsibility Status
2011-2012 Tournament Volunteer Opportunities	Joshua Swanson	0	0	10	0%	Unfulfilled Claim Dib Items
2011-2012 Non Tournament Volunteer Opportunities	Joshua Swanson	0	0	5	0%	Unfulfilled Claim Dib Items

Below is a screen shot of Dibs items currently available, click on the Dib item link to see the full description and requirements.

dibs
CLAIM RESPONSIBILITY

Jeff Swanson [My Dibs: View all of my currently claimed Dib items.](#)

Dibs > **2011-2012 Non Tournament Volunteer Opportunities** My Dib Sessions: 2011-2012 Non Tournament Volunteer Opportunities

2011-2012 Non Tournament Volunteer Opportunities
Joshua Swanson has currently fulfilled 0 of 5 required credit(s).
0%

List View **Calendar View**

Has Date/Time From 09/20/2011 Location: All Category: Any Credit Value: (blank for any)
 Has no Date/Time to 10/06/2011 [Filter Dib Items](#)

Dib Item	Credits	Location	Date/Time	Category
Mite HEP Assessments and 12U Tryouts; Equipment Distribution	2.5	Princeton Ice Arena	10/01/2011, 2:30pm - 05:00 PM	Tryouts
Mite HEP Assessments and 12U Tryouts; Equipment Distribution	2.5	Princeton Ice Arena	10/01/2011, 2:30pm - 05:00 PM	Tryouts
Mite HEP Assessments and 12U Tryouts; Registration	2.5	Princeton Ice Arena	10/01/2011, 2:30pm - 05:00 PM	Tryouts
Mite HEP Assessments and 12U Tryouts; Registration	2.5	Princeton Ice Arena	10/01/2011, 2:30pm - 05:00 PM	Tryouts
Mite HEP Assessments and 12U Tryouts; Jersey Handout & Collection	3.5	Princeton Ice Arena	10/01/2011, 2:45pm - 06:15 PM	Tryouts
Mite HEP Assessments and 12U Tryouts; Jersey Handout & Collection	3.5	Princeton Ice Arena	10/01/2011, 2:45pm - 06:15 PM	Tryouts
Mite HEP Assessments and 12U Tryouts; Equipment Distribution	2.25	Princeton Ice Arena	10/02/2011, 2:45pm - 05:00 PM	Tryouts
Mite HEP Assessments and 12U Tryouts; Jersey Collection	2.25	Princeton Ice Arena	10/02/2011, 4:15pm - 06:30 PM	Tryouts
Heggies Pizza Distribution	3	Princeton Ice Arena	10/06/2011, 3:00pm	Fundraising
Heggies Pizza Distribution	2.5	Princeton Ice Arena	10/06/2011, 6:00pm - 08:30 PM	Fundraising
Heggies Pizza Distribution	2.5	Princeton Ice Arena	10/06/2011, 6:00pm - 08:30 PM	Fundraising

Review the details and if interested, click *CLAIM THIS DIB ITEM*. Credit Value equals the number of hours this specific item is worth.

dibs
CLAIM RESPONSIBILITY

Jeff Swanson [My Dibs: View all of my currently claimed Dib items.](#)

Dibs > Go to Session... > **Mite HEP Assessments and 12U Tryouts; Equipment Distribution**

Mite HEP Assessments and 12U Tryouts; Equipment Distribution

10/01/2011, 2:30pm - 05:00 PM
Volunteers will also be asked to assist in various other duties in between shifts.
Location: [Princeton Ice Arena](#)
Category: Tryouts
Dib Session(s): [2011-2012 Non Tournament Volunteer Opportunities](#)

Credit Value: 2.5
Credit issued upon completion.


Status: Available
This Dib Item is available to be claimed.

Cancellation Prohibited: 3 days before event.
After claiming this item, responsibility can be canceled until Wed, Sep 28th, 11, 2:30pm

[CLAIM THIS DIB ITEM](#)

Once you click "CLAIM THIS DIB ITEM", the following screen appears, enter in the required information (*) and click "Claim Dib Item" or "Cancel" (upper right hand corner) if you don't want to claim it after reading the description.

EDIT CANCEL

 **Claim "Mite HEP Assessments and 12U Tryouts; Equipment Distribution"**
Are you sure you want to claim responsibility for this Dib Item?


Dib Item: Mite HEP Assessments and 12U Tryouts; Equipment Distribution
Date: 10/01/2011, 2:30pm - 05:00 PM
Description: Volunteers will also be asked to assist in various other duties in between shifts.
Credit Value: 2.5
Claim Dib Item on Behalf of: Joshua Swanson
*** Dib Session:** 2011-2012 Non Tournament Volunteer Opportunities


*** Person Fulfilling Dib Item:** *First and last name of person who will complete the Dib Item.*

*** Contact Phone Number:**

After entering the required information and clicking "Claim Dib Item", the following screen and message appears. You have the option viewing all your claimed DIB items.

dibs
CLAIM RESPONSIBILITY

 **Successfully claimed Dib Item. You will receive an email receipt soon. Claim another Dib Item or [click here](#) to view all of your claimed Dib Items.**

 **Jeff Swanson** [My Dibs: View all of my currently claimed Dib items.](#)

On this screen you see your *Assigned Dib Sessions* and your *Claimed Dib Items*. Click on an assigned session to view and claim addition Dib items. Click on an individual Dib item to view its details and to cancel a previously claimed item.

The screenshot shows the Dibs system interface. At the top, there is a navigation bar with a 'P' button, a user profile for 'jswanson', a message icon with '1 Message', and a 'Log Out' link. Below this is a secondary navigation bar with links for 'Dashboard', 'Messages', 'Dibs', 'Groups', 'Registrations/Surveys', and 'Account Settings'. On the left side, there is a 'dibs CLAIM RESPONSIBILITY' logo and a user profile for 'jswanson' with a 'Show All' button. Below the profile are three user avatars: 'Jeff Swanson', 'Joshua Swanson', and 'Matthew Swanson', and a link for 'Minnesota Wild'. A text box explains that 'Dibs' is an online tool for organizing and claiming responsibility for Dib Sessions and Items. The main content area is divided into two sections: 'Assigned Dib Sessions' and 'Claimed Dib Items'. The 'Assigned Dib Sessions' table has columns for 'Dib Session', 'Assigned To', 'Claimed', 'Complete', 'Required', 'Session Progress', and 'Responsibility Status'. It lists two sessions for 'Joshua Swanson' with 0 and 2.5 claimed items respectively. The 'Claimed Dib Items' table has columns for 'Dib Item', 'Dib Session', 'Date/Time', 'Claimed By', 'Dib Fulfiller', 'Credits', 'Status', and 'Requests'. It shows one item: 'Mite HEP Assessments and 12U Tryouts; Equipment Distribution' claimed by 'Joshua Swanson' and fulfilled by 'Lisa Swanson'. Red arrows point to the 'P' button in the top left and the 'Mite HEP Assessments and 12U Tryouts; Equipment Distribution' item in the 'Claimed Dib Items' table.

If you have a conflict for a Dibs item you previously claimed, you may cancel your claim online up to three (3) days prior to the scheduled time. **You must cancel through the online Dibs system.** Without a three (3) day advance notice, you will be responsible to find a replacement and notify the Volunteer Coordinator of the change.

Clicking the "P" in the upper left-hand corner will return you to the home page.

The screenshot shows the details page for a claimed item. At the top, there is a navigation bar with a 'P' button, a user profile for 'jswanson', a message icon with '1 Message', and a 'Log Out' link. Below this is a secondary navigation bar with links for 'Dashboard', 'Messages', 'Dibs', 'Groups', 'Registrations/Surveys', and 'Account Settings'. A red arrow points to the 'P' button. Below the navigation bar is a breadcrumb trail: '← Dib Sessions and Claimed Items'. The main content area is divided into two sections: 'Mite HEP Assessments and 12U Tryouts; Equipment Distribution' and a details panel. The details panel includes: 'Credit Value: 2.5' (Credit issued upon completion), 'Status: Claimed' (This Dib Item has been claimed. Is this Dib Item complete? VERIFY COMPLETION), 'Claimed By: Joshua Swanson' and 'Fulfilled By: Lisa Swanson', and 'Cancellation Prohibited: 3 days before event.' (Responsibility can be canceled until Wed, Sep 28th, 11, 2:30pm. CANCEL CLAIM). A red arrow points to the 'CANCEL CLAIM' button.

You have the option of accessing your Dib Items by clicking the arrow next to your name. If you don't see your name it means you need to login first.



Click *Dibs*.

