

WBSC Practice and Game Scheduling

In order to facilitate the scheduling of practice fields, we have set up field calendars on the website for all of the fields that we have access to in the White Bear area.

The fields are organized by the age level (field size) in order to make it easier to find and schedule time on them. Please take some time to familiarize yourself with how the fields are arranged on the website.

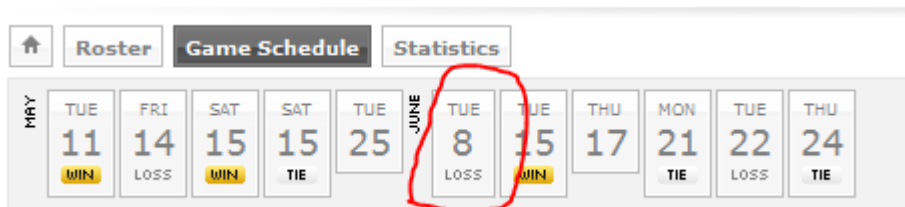
Because there are so many teams using the fields, we are asking your help in trying to keep these schedules updated as you schedule your games and practices. This can be done easily without much extra work on your part if you follow these instructions.



Scheduling games

If you are not currently using the Game Scheduling feature of the website, you should be. This feature allows you to not only display your game schedule on your team page for parents, grandparents, etc., but it also lets you track your team record. The players will like the ability to see how they are doing throughout the season. Follow these steps to also add your games to the field schedules.

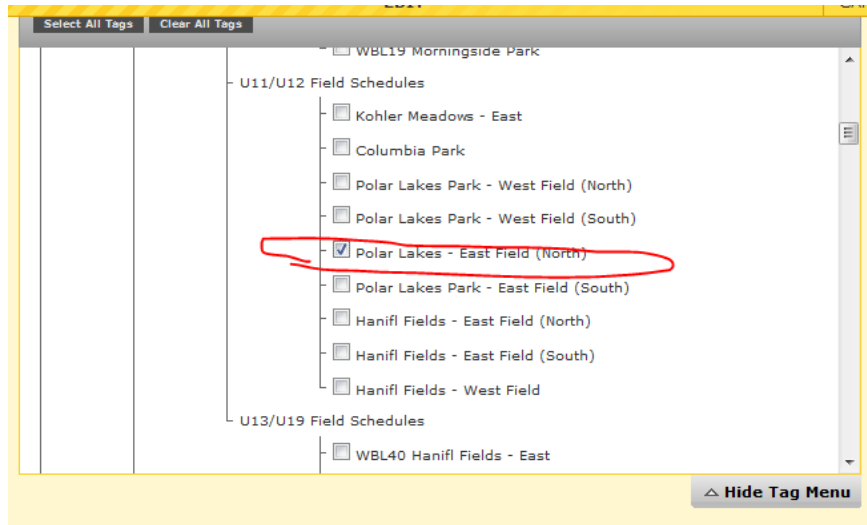
1. Add your games using the Game Scheduler as you normally would
2. Once the games are entered, you can click on the individual games in the Game Schedule list



3. Click on Edit Game Details



4. Open the Tag menu and click to select which field the game will be played on and save the changes.



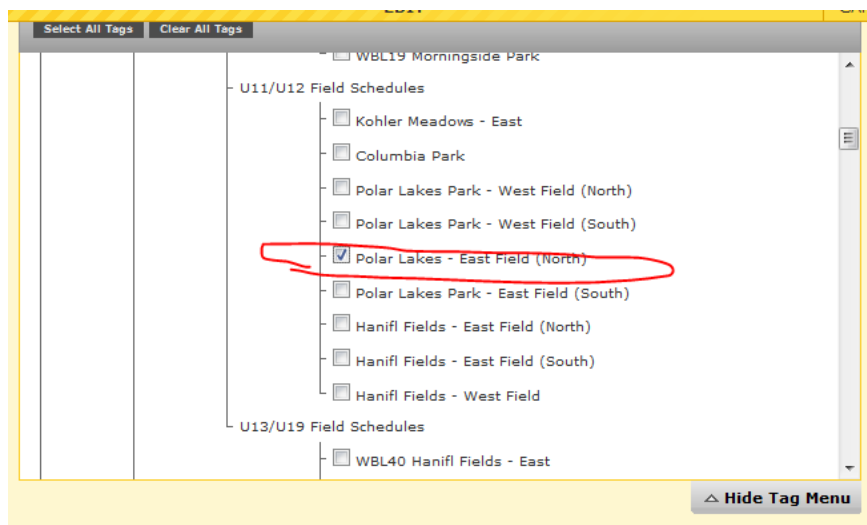
5. That will enter that game information on the individual field schedule and other teams will know it is busy at that time.

Scheduling Practices

Most teams are using their team calendar to schedule practices and other team events. When you schedule an event for your team, it automatically tags the event with your team tag. That is what makes it appear on your team calendar.

Again, we are asking you to take a small extra step to also tag that practice on the field that you are using so that other teams will see that it is not available.

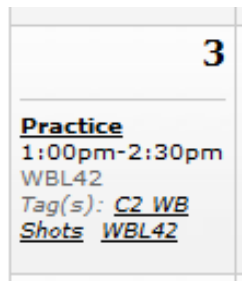
1. Schedule a practice like you normally would
2. Open the Tag menu and click to select which field the game will be played on and save the changes.



3. You will see two tags on the event item. One for your team and one for the field.



4. That will enter that practice information on the individual field schedule and other teams will know it is busy at that time.
5. On the individual field schedule, you will see that someone has a practice scheduled, what time it is, and who that team is.



This system is not perfect, but it does take advantage of the strong scheduling features that we have with our website. Our hope is that it will help teams find practice times that won't be in conflict with other teams, thereby reducing frustration and rescheduling.

Your help to make this system work is critical. If you are not comfortable using any of these website features, please contact webmaster@whitebearsoccer.org for help.