


Finishing Sessions

6 Key Factors I discussed in the video:

1. Movement / Creating Space
2. Speed of movement and decision
3. Body shape / Positioning
4. Timing of runs / Angle of runs
5. Quality of delivery / finish
6. Reaction to rebounds if any

Below I have included **3 Finishing drills / phase of players / small sided games**. For Beginner, Intermediate and Advanced level.

Finishing SSG – Beginner Level (8+ yrs)



Movement, Creating Space & Finishing

THE TEAM IN POSSESSION MUST ADVANCE THE BALL DOWN FIELD AND SCORE IN THE OPPOSING GOAL.

THE PLAYER-KEEPER (PK) FOR BOTH TEAMS CAN USE THEIR HANDS ANYWHERE WITHIN THE DEFENSIVE ENDZONE.



STEP 2 of 2

AS THE RED PLAYER SHOOTS, HIS/HER TEAM-MATES SHOULD FOLLOW UP ANY REBOUNDS FROM THE PLAYER-KEEPER (PK).
CONTINUES UNTIL THE FIRST TEAM SCORES E.G. 5 GOALS.

Crossing and Finishing – Intermediate Level (12+ yrs)



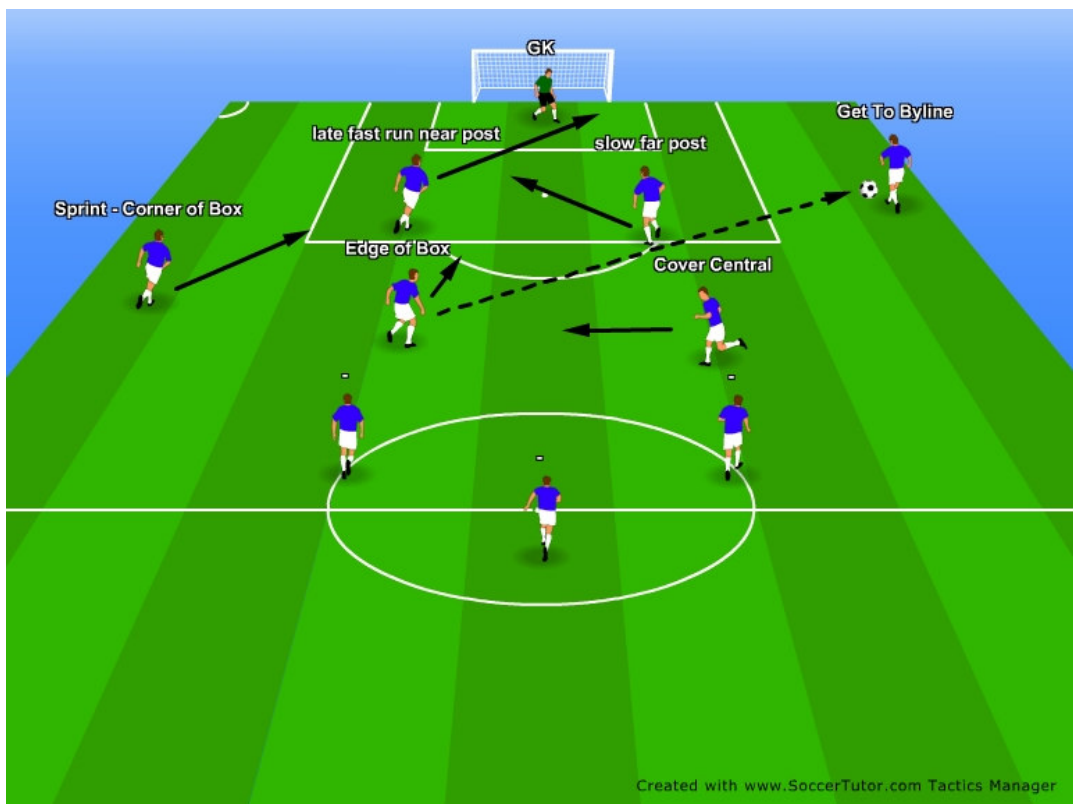
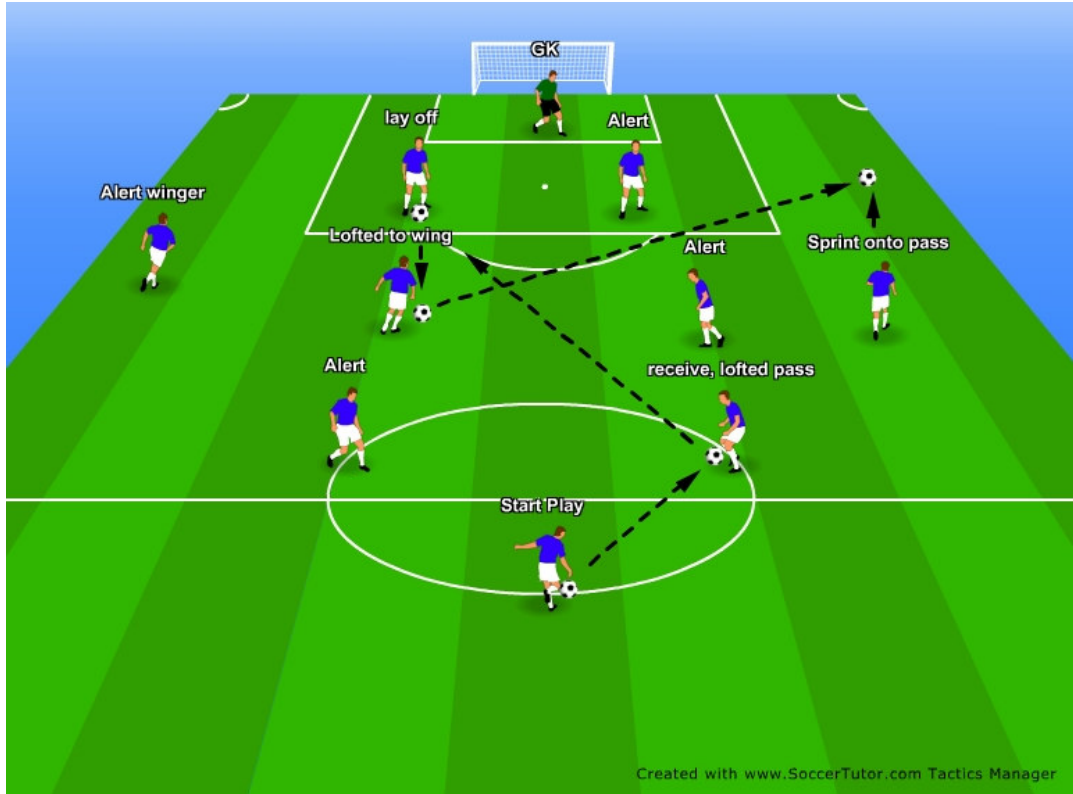
Coaching Points:


1. For this drill to work effectively, the build up play must all be technically correct (review passing drills 1-7 on www.soccertutor.com).
2. Review crossing techniques for various ways of crossing the ball. This depends on which position of the field you are in.
3. Make sure the wide players check to the yellow disc cone before receiving the ball. This movement creates space, e.g. in a game situation taking an opponent away before receiving the ball.
4. The 2 players attacking the cross must not make their run too early. They should make it just when the wide player is about to cross the ball. This will prevent the ball from going behind them.

**Progression:**

1. There are many variations and progressions for this drill. Please see Crossing and Finishing 2.
2. Position 1 or 2 Training Opponent Mannequins® (TOM®) in the penalty area.
3. Exchange the wingers and attackers after a period of time.

Shadow Play - Finishing – Advanced Level (15+ yrs)





This shadow play was created using **Tactics Manager** software by Richard Seedhouse – The author of ‘**Coaching The Coach**’ book.

“A Complete Guide How to Coach Soccer Skills through Drills”

BUY NOW  <http://shop.soccertutor.com/Coaching-The-Coach-Football-Book-p/b-ctc1.htm>

NOTES: